

For Research Use Only

RAP1A Recombinant antibody, PBS Only



Catalog Number: 83708-1-PBS

Basic Information

Catalog Number: 83708-1-PBS	GenBank Accession Number: BC014086	Purification Method: Protein A purification
Size: 1 mg/ml	GeneID (NCBI): 5906	CloneNo.: 240438G5
Source: Rabbit	UNIPROT ID: P62834	
Isotype: IgG	Full Name: RAP1A, member of RAS oncogene family	
Immunogen Catalog Number: AG9488	Calculated MW: 184 aa, 21 kDa	

Applications

Tested Applications:
ELISA, FC (Intra), IF/ICC

Species Specificity:
mouse, human

Background Information

Storage

Storage:
Store at -80°C.
The product is shipped with ice packs. Upon receipt, store it immediately at -80°C

Storage Buffer:
PBS Only

For technical support and original validation data for this product please contact:

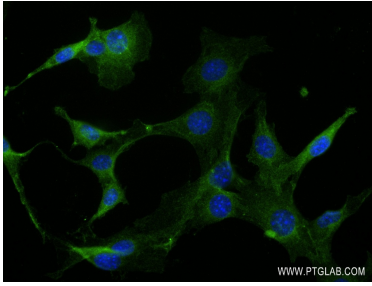
T: 4006900926

E: Proteintech-CN@ptglab.com

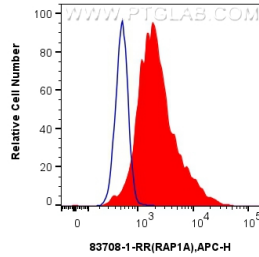
W: ptgcn.com

This product is exclusively available under Proteintech Group brand and is not available to purchase from any other manufacturer.

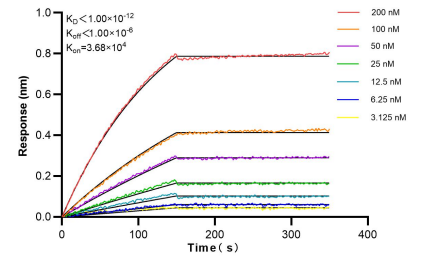
Selected Validation Data



Immunofluorescent analysis of (4% PFA) fixed NIH/3T3 cells using RAP1A antibody (83708-1-RR, Clone: 240438G5) at dilution of 1:250 and CoraLite@488-Conjugated AffiniPure Goat Anti-Mouse IgG(H+L) (SA00013-1). This data was developed using the same antibody clone with 83708-1-PBS in a different storage buffer formulation.



1×10^6 HeLa cells were intracellularly stained with 0.25 μ g RAP1A Recombinant antibody (83708-1-RR, Clone:240438G5) and APC-Conjugated AffiniPure Goat Anti-Rabbit IgG(H+L)(red), or 0.25 μ g Isotype Control (blue). Cells were fixed with 4% PFA and permeabilized with Flow Cytometry Perm Buffer (PF00011-C). This data was developed using the same antibody clone with 83708-1-PBS in a different storage buffer formulation.



Bi-layer interferometry (BLI) kinetic assays of 83708-1-RR against Human RAP1A were performed. The affinity constant is below 1 pM.