

For Research Use Only

TNC/Tenascin-C Recombinant antibody, PBS Only (Capture)

Catalog Number:83767-3-PBS



Basic Information

Catalog Number: 83767-3-PBS	GenBank Accession Number: BC151843	Purification Method: Protein A purification
Size: 1 mg/ml	GeneID (NCBI): 3371	CloneNo.: 240844A5
Source: Rabbit	UNIPROT ID: P24821	
Isotype: IgG	Full Name: tenascin C	
Immunogen Catalog Number: AG27122	Calculated MW: 2201 aa, 241 kDa	

Applications

Tested Applications:
Cytometric bead array, Sandwich ELISA, Indirect ELISA,
Sample test

Species Specificity:
human

Background Information

Storage

Storage:
Store at -80°C.
The product is shipped with ice packs. Upon receipt, store it immediately at -80°C

Storage Buffer:
PBS Only

For technical support and original validation data for this product please contact:

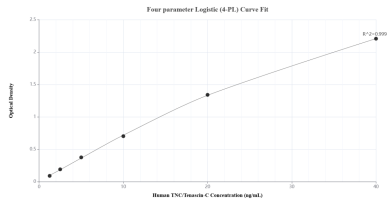
T: 4006900926

E: Proteintech-CN@ptglab.com

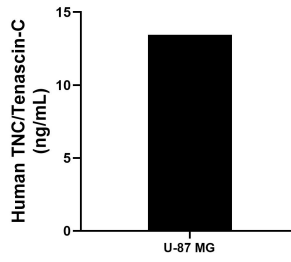
W: ptgcn.com

This product is exclusively available under Proteintech Group brand and is not available to purchase from any other manufacturer.

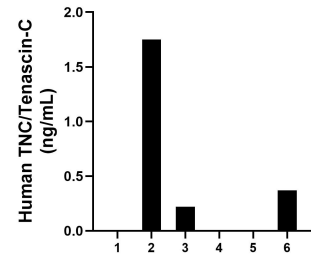
Selected Validation Data



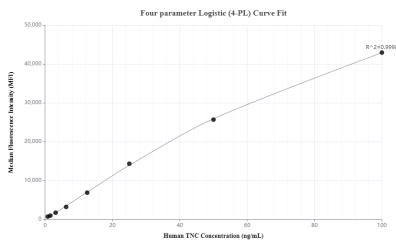
Sandwich ELISA standard curve of MP00755-2, Human TNC/Tenascin-C Recombinant Matched Antibody Pair - PBS only. 83767-3-PBS was coated to a plate as the capture antibody and incubated with serial dilutions of standard Ag27122. 83767-4-PBS was HRP conjugated as the detection antibody. Range: 1.25-40 ng/mL



The mean TNC/Tenascin-C concentration was determined to be 13.44 ng/mL in U-87 MG cell extract based on a 1.00 mg/mL extract load.



Serum of six individual healthy human donors was measured. The TNC/Tenascin-C concentration of detected samples was determined to be 0.78 ng/mL with a range of ND-1.75 ng/mL.



Cytometric bead array standard curve of MP00755-2, TNC/Tenascin-C Recombinant Matched Antibody Pair, PBS Only. Capture antibody: 83767-3-PBS. Detection antibody: 83767-4-PBS. Standard: Ag27122. Range: 0.78-100 ng/mL