

For Research Use Only

CEBPB Recombinant antibody, PBS Only (Detector)

Catalog Number: 83791-3-PBS



Basic Information

Catalog Number: 83791-3-PBS	GenBank Accession Number: BC007538	Purification Method: Protein A purification
Size: 1 mg/ml	GeneID (NCBI): 1051	CloneNo.: 240836D6
Source: Rabbit	UNIPROT ID: P17676	
Isotype: IgG	Full Name: CCAAT/enhancer binding protein (C/EBP), beta	
Immunogen Catalog Number: AG20073	Calculated MW: 345 aa, 36 kDa	

Applications

Tested Applications:
Cytometric bead array, Sandwich ELISA, Indirect ELISA,
Sample test

Species Specificity:
human

Background Information

Storage

Storage:
Store at -80°C.
The product is shipped with ice packs. Upon receipt, store it immediately at -80°C

Storage Buffer:
PBS Only

For technical support and original validation data for this product please contact:

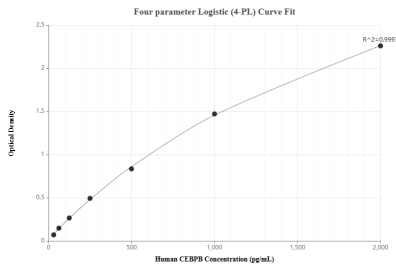
T: 4006900926

E: Proteintech-CN@ptglab.com

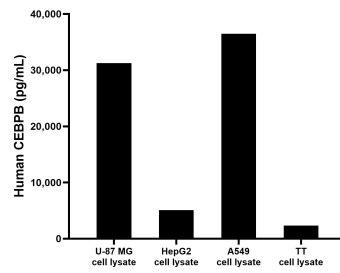
W: ptgcn.com

This product is exclusively available under Proteintech Group brand and is not available to purchase from any other manufacturer.

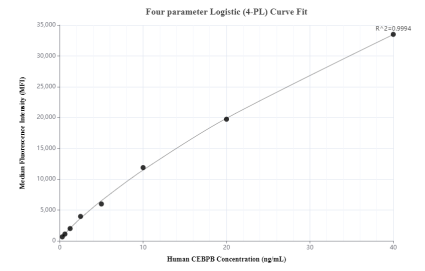
Selected Validation Data



Sandwich ELISA standard curve of MP00737-3, Human CEBPB Recombinant Matched Antibody Pair - PBS only. 83791-4-PBS was coated to a plate as the capture antibody and incubated with serial dilutions of standard Ag20073. 83791-3-PBS was HRP conjugated as the detection antibody. Range: 31.3-2000 pg/mL



U-87 MG, HepG2, A549 and TT cell lysates were measured. The human CEBPB concentration of detected samples was determined to be 31,247.5 pg/mL (based on a 2.0 mg/mL extract load) in U-87 MG cell lysate, 5,095.4 pg/mL (based on a 1.2 mg/mL extract load) in HepG2 cell lysate, 36,477.3 pg/mL (based on a 1.0 mg/mL extract load) in A549 cell lysate and 2,346.0 ng/mL (based on a 1.0 mg/mL extract load) in TT cell lysate.



Cytometric bead array standard curve of MP00737-3, CEBPB Recombinant Matched Antibody Pair, PBS Only. Capture antibody: 83791-4-PBS. Detection antibody: 83791-3-PBS. Standard: Ag20073. Range: 0.313-40 ng/mL