

For Research Use Only

# Mouse ASC/TMS1 Recombinant antibody, PBS Only (Detector)

Catalog Number: 83858-1-PBS



## Basic Information

Catalog Number: 83858-1-PBS	GenBank Accession Number: NM_023258	Purification Method: Protein A purification
Size: 1 mg/ml	GeneID (NCBI): 66824	CloneNo.: 240908B7
Source: Rabbit	UNIPROT ID: Q9EPB4	
Isotype: IgG	Full Name: PYD and CARD domain containing	
Immunogen Catalog Number: AG32519	Calculated MW: 21KD	

## Applications

**Tested Applications:**  
Cytometric bead array, Sandwich ELISA, Indirect ELISA, Sample test

**Species Specificity:**  
mouse

## Background Information

### Storage

**Storage:**  
Store at -80°C.  
**The product is shipped with ice packs. Upon receipt, store it immediately at -80°C**

**Storage Buffer:**  
PBS Only

For technical support and original validation data for this product please contact:

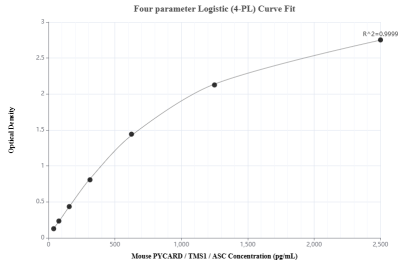
T: 4006900926

E: [Proteintech-CN@ptglab.com](mailto:Proteintech-CN@ptglab.com)

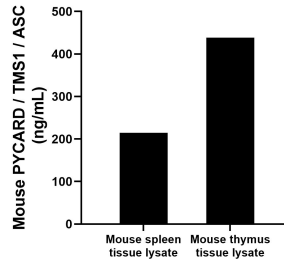
W: [ptgcn.com](http://ptgcn.com)

**This product is exclusively available under Proteintech Group brand and is not available to purchase from any other manufacturer.**

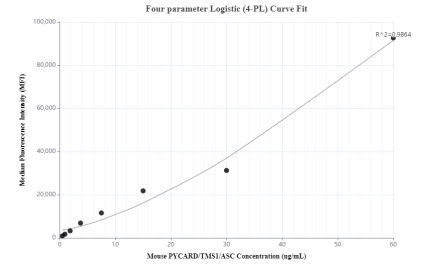
## Selected Validation Data



Sandwich ELISA standard curve of MP00782-4, Mouse ASC/TMS1 Recombinant Matched Antibody Pair - PBS only. 83858-2-PBS was coated to a plate as the capture antibody and incubated with serial dilutions of standard Ag32519. 83858-1-PBS was HRP conjugated as the detection antibody. Range: 39.1-2500 pg/mL



Mouse spleen and mouse thymus tissue lysates were measured. The mouse ASC/TMS1 concentration of detected samples was determined to be 214.92 ng/mL (based on a 2.90 mg/mL extract load) in mouse spleen tissue lysate and 438.45 ng/mL (based on a 6.00 mg/mL extract load) in mouse thymus tissue lysate.



Cytometric bead array standard curve of MP00782-1, MOUSE ASC/TMS1 Recombinant Matched Antibody Pair, PBS Only. Capture antibody: 83858-3-PBS. Detection antibody: 83858-1-PBS. Standard: Ag32519. Range: 0.47-60 ng/mL