

For Research Use Only

# IRAK3 Recombinant antibody

Catalog Number: 83876-2-RR



## Basic Information

<b>Catalog Number:</b> 83876-2-RR	<b>GenBank Accession Number:</b> BC057800	<b>Purification Method:</b> Protein A purification
<b>Size:</b> 1000 µg/ml	<b>GeneID (NCBI):</b> 11213	<b>CloneNo.:</b> 240975C5
<b>Source:</b> Rabbit	<b>UNIPROT ID:</b> Q9Y616	<b>Recommended Dilutions:</b> WB 1:500-1:2000
<b>Isotype:</b> IgG	<b>Full Name:</b> interleukin-1 receptor-associated kinase 3	
<b>Immunogen Catalog Number:</b> AG4959	<b>Calculated MW:</b> 68 kDa	
	<b>Observed MW:</b> 68 kDa	

## Applications

<b>Tested Applications:</b> WB, ELISA	<b>Positive Controls:</b> WB : THP-1 cells, HL-60 cells, mouse lung tissue
<b>Species Specificity:</b> human	

## Background Information

IRAK3 (Interleukin-1 receptor-associated kinase-3, also named IRAKM) as a kinase-deficient member of the TLR/IRAK family has been shown to negatively regulate Toll-like receptor (TLR)-mediated cell signaling (PMID: 33590831).

## Storage

**Storage:**  
Store at -20°C. Stable for one year after shipment.  
**Storage Buffer:**  
PBS with 0.02% sodium azide and 50% glycerol pH 7.3.  
**Aliquoting is unnecessary for -20°C storage**

For technical support and original validation data for this product please contact:

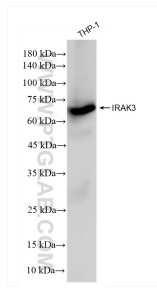
T: 4006900926

E: [Proteintech-CN@ptglab.com](mailto:Proteintech-CN@ptglab.com)

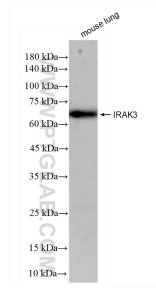
W: [ptgcn.com](http://ptgcn.com)

**This product is exclusively available under Proteintech Group brand and is not available to purchase from any other manufacturer.**

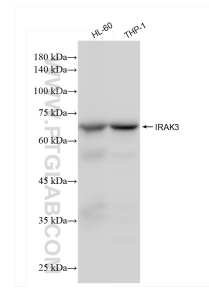
## Selected Validation Data



THP-1 cells were subjected to SDS PAGE followed by western blot with 83876-2-RR (IRAK3 antibody) at dilution of 1:1000 incubated at room temperature for 1.5 hours.



mouse lung tissue were subjected to SDS PAGE followed by western blot with 83876-2-RR (IRAK3 antibody) at dilution of 1:1000 incubated at room temperature for 1.5 hours.



Various lysates were subjected to SDS PAGE followed by western blot with 83876-2-RR (IRAK3 antibody) at dilution of 1:1000 incubated at room temperature for 1.5 hours.