

For Research Use Only

IRAK3 Recombinant antibody, PBS Only (Capture/Detector)

Catalog Number:83876-3-PBS



Basic Information

Catalog Number: 83876-3-PBS	GenBank Accession Number: BC057800	Purification Method: Protein A purification
Size: 1 mg/ml	GeneID (NCBI): 11213	CloneNo.: 240975D2
Source: Rabbit	UNIPROT ID: Q9Y616	
Isotype: IgG	Full Name: interleukin-1 receptor-associated kinase 3	
Immunogen Catalog Number: AG4959	Calculated MW: 68 kDa	

Applications

Tested Applications:
Cytometric bead array, Sandwich ELISA, Indirect ELISA,
Sample test

Species Specificity:
human

Background Information

Storage

Storage:
Store at -80°C.
The product is shipped with ice packs. Upon receipt, store it immediately at -80°C

Storage Buffer:
PBS Only

For technical support and original validation data for this product please contact:

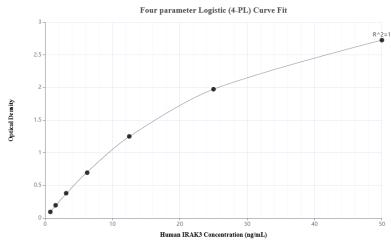
T: 4006900926

E: Proteintech-CN@ptglab.com

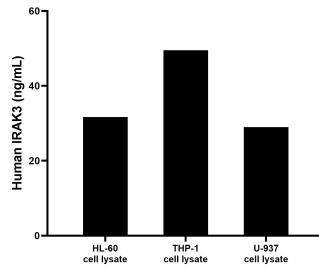
W: ptgcn.com

This product is exclusively available under Proteintech Group brand and is not available to purchase from any other manufacturer.

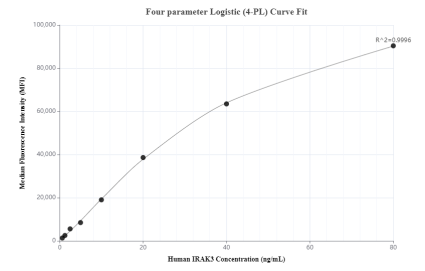
Selected Validation Data



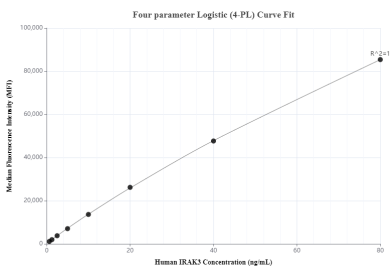
Sandwich ELISA standard curve of MP00849-4, Human IRAK3 Recombinant Matched Antibody Pair - PBS only. 83876-3-PBS was coated to a plate as the capture antibody and incubated with serial dilutions of standard Ag4959. 83876-4-PBS was HRP conjugated as the detection antibody. Range: 0.781-50 ng/mL



HL-60, THP-1 and U-937 cell lysates were measured. The human IRAK3 concentration of detected samples was determined to be 31.67 ng/mL (based on a 4.3 mg/mL extract load) in HL-60 cell lysate, 49.51 ng/mL (based on a 4.0 mg/mL extract load) in THP-1 cell lysate and 29.02 ng/mL (based on a 5.4 mg/mL extract load) in U-937 cell lysate.



Cytometric bead array standard curve of MP00849-1, IRAK3 Recombinant Matched Antibody Pair, PBS Only. Capture antibody: 83876-4-PBS. Detection antibody: 83876-3-PBS. Standard: Ag4959. Range: 0.625-80 ng/mL



Cytometric bead array standard curve of MP00849-2, IRAK3 Recombinant Matched Antibody Pair, PBS Only. Capture antibody: 83876-3-PBS. Detection antibody: 83876-2-PBS. Standard: Ag4959. Range: 0.625-80 ng/mL