

For Research Use Only

# TNFRSF9/CD137 Recombinant antibody, PBS Only (Detector)

Catalog Number: 83893-4-PBS



## Basic Information

Catalog Number:

83893-4-PBS

Size:

1 mg/ml

Source:

Rabbit

Isotype:

IgG

GenBank Accession Number:

BC006196

GeneID (NCBI):

3604

UNIPROT ID:

Q07011

Full Name:

tumor necrosis factor receptor superfamily, member 9

Calculated MW:

28 kDa

Purification Method:

Protein A purification

CloneNo.:

241006G5

## Applications

Tested Applications:

Cytometric bead array, Sandwich ELISA, Indirect ELISA, Sample test

Species Specificity:

human

## Background Information

CD137, also known as TNFRSF9 or 4-1BB, is an inducible T cell surface receptor that belongs to the tumor necrosis factor receptor superfamily. CD137 is a transmembrane protein expressed on the surface of activated T-cells. In addition, activation-dependent expression of CD137 has also been found in B lymphocytes, monocytes, and diverse nonlymphoid cell types. CD137 provides a co-stimulatory signal that enhances the survival, and differentiation of cells, and has a crucial role in the development of CD8 cytotoxic T cells and anti-tumor immunity. (PMID: 9826581; 23696891)

## Storage

Storage:

Store at -80°C.

**The product is shipped with ice packs. Upon receipt, store it immediately at -80°C**

Storage Buffer:

PBS Only

For technical support and original validation data for this product please contact:

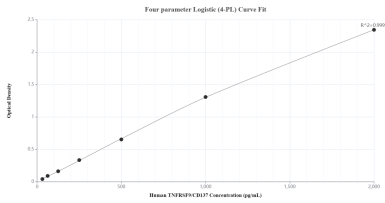
T: 4006900926

E: [Proteintech-CN@ptglab.com](mailto:Proteintech-CN@ptglab.com)

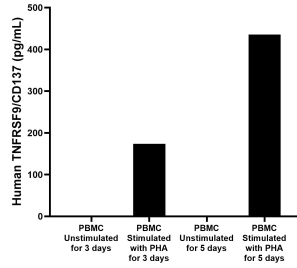
W: [ptgcn.com](http://ptgcn.com)

**This product is exclusively available under Proteintech Group brand and is not available to purchase from any other manufacturer.**

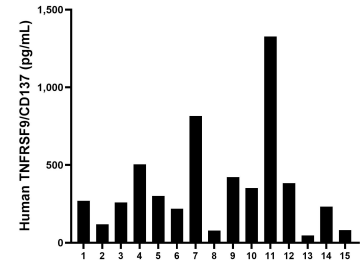
## Selected Validation Data



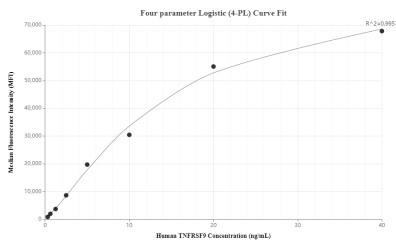
Sandwich ELISA standard curve of MP00870-2, Human TNFRSF9/CD137 Recombinant Matched Antibody Pair - PBS only. 83893-1-PBS was coated to a plate as the capture antibody and incubated with serial dilutions of standard Eg0016. 83893-4-PBS was HRP conjugated as the detection antibody. Range: 31.25-2000 pg/mL



Human peripheral blood mononuclear cells (PBMC) were cultured unstimulated or stimulated with 10  $\mu$ g/mL PHA for 3 days or 5 days. For the PBMC supernatant cultured for 3 days, the mean TNFRSF9 concentration was undetermined in unstimulated PBMC supernatant, 173.5 pg/mL in PHA stimulated PBMC supernatant. For the PBMC supernatant cultured for 5 days, the mean TNFRSF9/CD137 concentration was undetermined in unstimulated PBMC supernatant, 435.7 pg/mL



Serum of fifteen individual healthy human donors was measured. The TNFRSF9/CD137 concentration of detected samples was determined to be 360.9 pg/mL with a range of 47.6-1,328.1 pg/mL



Cytometric bead array standard curve of MP00870-2, TNFRSF9/CD137 Recombinant Matched Antibody Pair, PBS Only. Capture antibody: 83893-1-PBS. Detection antibody: 83893-4-PBS. Standard: Eg0016. Range: 0.313-40 ng/mL