

For Research Use Only

VPRBP Recombinant antibody

Catalog Number:83901-5-RR



Basic Information

Catalog Number: 83901-5-RR	GenBank Accession Number: BC022792	Purification Method: Protein A purification
Size: 1000 ug/ml	GeneID (NCBI): 9730	CloneNo.: 241028B4
Source: Rabbit	UNIPROT ID: Q9Y4B6	Recommended Dilutions: IF/ICC 1:125-1:500
Isotype: IgG	Full Name: Vpr (HIV-1) binding protein	
Immunogen Catalog Number: AG2184	Calculated MW: 1506 aa, 169 kDa	
	Observed MW: 169 kDa	

Applications

Tested Applications: IF/ICC, FC (Intra), ELISA	Positive Controls: IF/ICC : HeLa cells,
Species Specificity: human	

Background Information

VprBP was first identified as a protein that can interact with HIV-1 viral protein R (PMID: 11223251). It is a component of the CUL4A-RBX1-DDB1-VprBP/DCAF1 E3 ubiquitin-protein ligase complex that could interact with HIV-1 virus Vpr protein and HIV-2 virus Vpx protein (PMID: 18332868; 17314515; 18606781). VprBP is a 1,507 amino acid protein that contains conserved domains, including YXXY repeats, the Lis homology motif, and WD40 repeats. Through binding to Vpr, VprBP allows Vpr to modulate the catalytic activity of the CUL4-DDB1 complex, which in turn leads to the induction of G2 phase arrest in the virus-infected cells (PMID: 17630831). Recently it has been reported that VprBP is able to regulate the p53-induced transcription and apoptotic pathway (PMID: 22184063).

Storage

Storage:
Store at -20°C. Stable for one year after shipment.
Storage Buffer:
PBS with 0.02% sodium azide and 50% glycerol pH 7.3.
Aliquoting is unnecessary for -20°C storage

For technical support and original validation data for this product please contact:

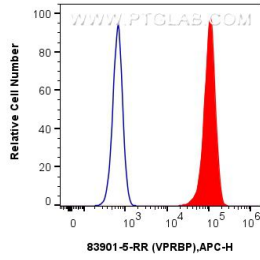
T: 4006900926

E: Proteintech-CN@ptglab.com

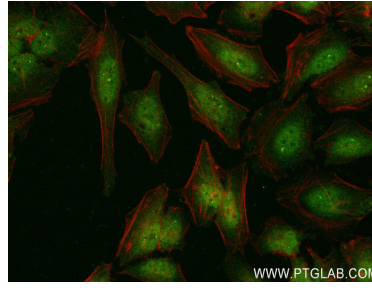
W: ptgcn.com

This product is exclusively available under Proteintech Group brand and is not available to purchase from any other manufacturer.

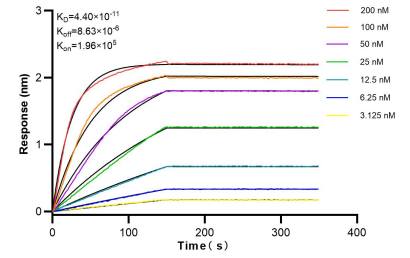
Selected Validation Data



1×10^6 U-2 OS were intracellularly stained with 0.25 μ g VPRBP Recombinant antibody (83901-5-RR, Clone: 241028B4) and APC-Conjugated AffiniPure Goat Anti-Rabbit IgG(H+L)(red), or 0.25 μ g Isotype Control (blue). Cells were fixed and permeabilized with True-Nuclear Transcription Factor Buffer Set.



Immunofluorescent analysis of (4% PFA) fixed HeLa cells using VPRBP antibody (83901-5-RR, Clone: 241028B4) at dilution of 1:250 and CoraLite[®]488-Conjugated AffiniPure Goat Anti-Rabbit IgG(H+L) (SA00013-2), CL594-Phalloidin (red).



Bi-layer interferometry (BLI) kinetic assays of 83901-5-RR against Human VPRBP were performed. The affinity constant is 44 pM.