

For Research Use Only

RNGTT Recombinant antibody

Catalog Number:83974-4-RR



Basic Information

Catalog Number: 83974-4-RR	GenBank Accession Number: BC019954	Purification Method: Protein A purification
Size: 1000 µg/ml	GeneID (NCBI): 8732	CloneNo.: 240927H2
Source: Rabbit	UNIPROT ID: O60942	Recommended Dilutions: IHC 1:500-1:2000 IF/ICC 1:150-1:600
Isotype: IgG	Full Name: RNA guanylyltransferase and 5'-phosphatase	
Immunogen Catalog Number: AG3105	Calculated MW: 597 aa, 69 kDa	

Applications

Tested Applications: IHC, IF/ICC, ELISA	Positive Controls: IHC : human placenta tissue, IF/ICC : HepG2 cells,
Species Specificity: human	

Note-IHC: suggested antigen retrieval with TE buffer pH 9.0; (*) Alternatively, antigen retrieval may be performed with citrate buffer pH 6.0

Background Information

RNGTT(mRNA-capping enzyme) is also named as HCAP1, HCE, CAP1A. In the N-terminal section it belongs to the non-receptor class of the protein-tyrosine phosphatase family and in the C-terminal section it belongs to the eukaryotic GTase family. It is a bifunctional 597-amino acid protein with RNA triphosphatase and RNA guanylyltransferase activities(PMID:9545288). It has 4 isoforms produced by alternative splicing.

Storage

Storage:
Store at -20°C. Stable for one year after shipment.
Storage Buffer:
PBS with 0.02% sodium azide and 50% glycerol pH 7.3.
Aliquoting is unnecessary for -20°C storage

For technical support and original validation data for this product please contact:

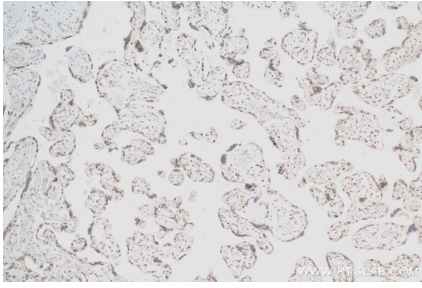
T: 4006900926

E: Proteintech-CN@ptglab.com

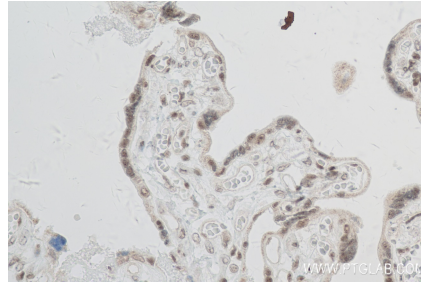
W: ptgcn.com

This product is exclusively available under Proteintech Group brand and is not available to purchase from any other manufacturer.

Selected Validation Data



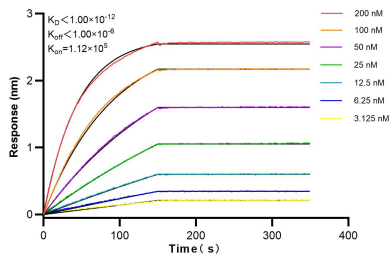
Immunohistochemical analysis of paraffin-embedded human placenta tissue slide using 83974-4-RR (RNGTT antibody) at dilution of 1:1000 (under 10x lens). Heat mediated antigen retrieval with Tris-EDTA buffer (pH 9.0).



Immunohistochemical analysis of paraffin-embedded human placenta tissue slide using 83974-4-RR (RNGTT antibody) at dilution of 1:1000 (under 40x lens). Heat mediated antigen retrieval with Tris-EDTA buffer (pH 9.0).



Immunofluorescent analysis of (4% PFA) fixed HepG2 cells using RNGTT antibody (83974-4-RR, Clone: 240927H2) at dilution of 1:300 and CoraLite® 488-Conjugated AffiniPure Goat Anti-Rabbit IgG(H+L) (SA00013-2), CL594-Phalloidin (red).



Biolayer interferometry (BLI) kinetic assays of 83974-4-RR against Human RNGTT were performed. The affinity constant is below 1 pM.