

For Research Use Only

NMI Recombinant antibody, PBS Only (Detector)

Catalog Number: 83986-1-PBS



Basic Information

Catalog Number: 83986-1-PBS	GenBank Accession Number: BC001268	Purification Method: Protein A purification
Size: 1 mg/ml	GeneID (NCBI): 9111	CloneNo.: 241135A3
Source: Rabbit	UNIPROT ID: Q13287	
Isotype: IgG	Full Name: N-myc (and STAT) interactor	
Immunogen Catalog Number: AG34759	Calculated MW: 35 kDa	

Applications

Tested Applications:
Cytometric bead array, Sandwich ELISA, Indirect ELISA,
Sample test

Species Specificity:
human

Background Information

Storage

Storage:
Store at -80°C.
The product is shipped with ice packs. Upon receipt, store it immediately at -80°C
Storage Buffer:
PBS Only

For technical support and original validation data for this product please contact:

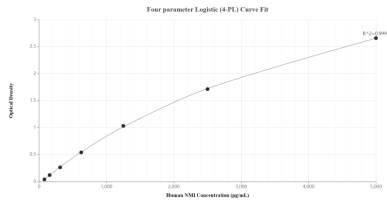
T: 4006900926

E: Proteintech-CN@ptglab.com

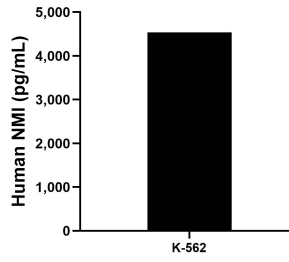
W: ptgcn.com

This product is exclusively available under Proteintech Group brand and is not available to purchase from any other manufacturer.

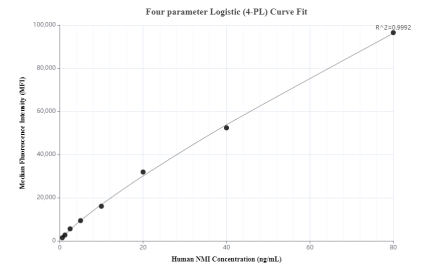
Selected Validation Data



Sandwich ELISA standard curve of MP00891-2, Human NMI Recombinant Matched Antibody Pair - PBS only. 83986-3-PBS was coated to a plate as the capture antibody and incubated with serial dilutions of standard Ag34759. 83986-1-PBS was HRP conjugated as the detection antibody. Range: 78.1-5000 pg/mL



The mean NMI concentration was determined to be 4,538.7 pg/mL in K-562 cell extract based on a 4.5 mg/mL extract load.



Cytometric bead array standard curve of MP00891-2, NMI Recombinant Matched Antibody Pair, PBS Only. Capture antibody: 83986-3-PBS. Detection antibody: 83986-1-PBS. Standard: Ag34759. Range: 0.625-80 ng/mL