

For Research Use Only

# ARHGAP19 Recombinant antibody, PBS Only (Capture)

Catalog Number:84029-2-PBS



## Basic Information

<b>Catalog Number:</b> 84029-2-PBS	<b>GenBank Accession Number:</b> BC114490	<b>Purification Method:</b> Protein A purification
<b>Size:</b> 1 mg/ml	<b>GeneID (NCBI):</b> 84986	<b>CloneNo.:</b> 241210F1
<b>Source:</b> Rabbit	<b>UNIPROT ID:</b> Q14CB8	
<b>Isotype:</b> IgG	<b>Full Name:</b> Rho GTPase activating protein 19	
<b>Immunogen Catalog Number:</b> AG34671		

## Applications

**Tested Applications:**  
Cytometric bead array, Sandwich ELISA, Indirect ELISA,  
Sample test

**Species Specificity:**  
human

## Background Information

### Storage

**Storage:**  
Store at -80°C.  
**The product is shipped with ice packs. Upon receipt, store it immediately at -80°C**

**Storage Buffer:**  
PBS Only

For technical support and original validation data for this product please contact:

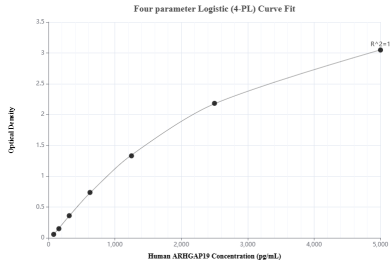
T: 4006900926

E: [Proteintech-CN@ptglab.com](mailto:Proteintech-CN@ptglab.com)

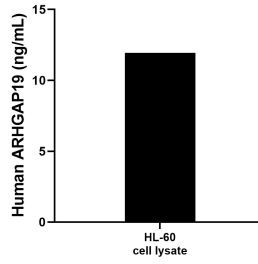
W: [ptgcn.com](http://ptgcn.com)

**This product is exclusively available under Proteintech Group brand and is not available to purchase from any other manufacturer.**

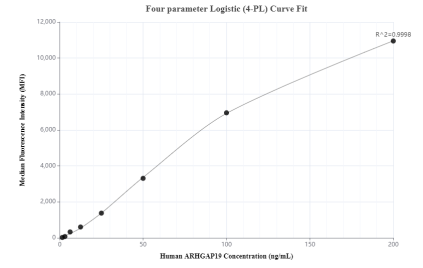
## Selected Validation Data



Sandwich ELISA standard curve of MP00937-1, Human ARHGAP19 Recombinant Matched Antibody Pair - PBS only. 84029-2-PBS was coated to a plate as the capture antibody and incubated with serial dilutions of standard Ag34671. 84029-1-PBS was HRP conjugated as the detection antibody. Range: 78.1-5000 pg/mL



HL-60 cell lysate was measured. The human ARHGAP19 concentration of detected samples was determined to be 11.94 ng/mL (based on a 4.3 mg/mL extract load) in HL-60 cell lysate.



Cytometric bead array standard curve of MP00937-1, ARHGAP19 Recombinant Matched Antibody Pair, PBS Only. Capture antibody: 84029-2-PBS. Detection antibody: 84029-1-PBS. Standard: Ag34671. Range: 1.563-200 ng/mL