

For Research Use Only

GPAM Recombinant antibody, PBS Only (Capture)

Catalog Number: 84054-2-PBS



Basic Information

Catalog Number:

84054-2-PBS

Size:

1 mg/ml

Source:

Rabbit

Isotype:

IgG

Immunogen Catalog Number:

AG3120

GenBank Accession Number:

BC030783

GeneID (NCBI):

57678

UNIPROT ID:

Q9HCL2

Full Name:

glycerol-3-phosphate acyltransferase,
mitochondrial

Calculated MW:

828 aa, 94 kDa

Purification Method:

Protein A purification

CloneNo.:

24114488

Applications

Tested Applications:

Cytometric bead array, Sandwich ELISA, Indirect ELISA,
Sample test

Species Specificity:

human

Background Information

Storage

Storage:

Store at -80°C.

The product is shipped with ice packs. Upon receipt, store it immediately at -80°C

Storage Buffer:

PBS Only

For technical support and original validation data for this product please contact:

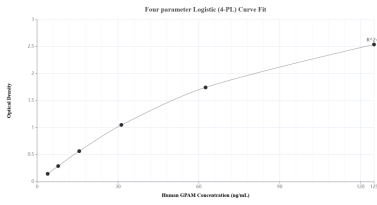
T: 4006900926

E: Proteintech-CN@ptglab.com

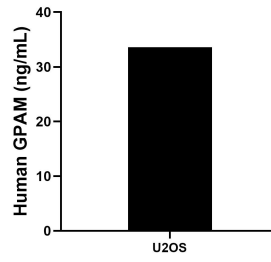
W: ptgcn.com

This product is exclusively available under Proteintech Group brand and is not available to purchase from any other manufacturer.

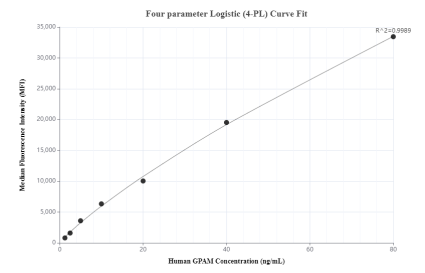
Selected Validation Data



Sandwich ELISA standard curve of MP00994-3, Human GPAM Recombinant Matched Antibody Pair - PBS only. 84054-2-PBS was coated to a plate as the capture antibody and incubated with serial dilutions of standard Ag3120. 84054-4-PBS was HRP conjugated as the detection antibody. Range: 3.91-125 ng/mL



The mean GPAM concentration was determined to be 33.60 ng/mL in U2OS cell extract based on a 1.50 mg/mL extract load.



Cytometric bead array standard curve of MP00994-3, GPAM Recombinant Matched Antibody Pair, PBS Only. Capture antibody: 84054-2-PBS. Detection antibody: 84054-4-PBS. Standard: Ag3120. Range: 1.25-80 ng/mL