

For Research Use Only

# MIRO1 Recombinant antibody, PBS Only

Catalog Number: 84055-5-PBS



## Basic Information

<b>Catalog Number:</b> 84055-5-PBS	<b>GenBank Accession Number:</b> BC060781	<b>Purification Method:</b> Protein A purification
<b>Size:</b> 1 mg/ml	<b>GeneID (NCBI):</b> 55288	<b>CloneNo.:</b> 241157D1
<b>Source:</b> Rabbit	<b>UNIPROT ID:</b> Q8IXI2	
<b>Isotype:</b> IgG	<b>Full Name:</b> ras homolog gene family, member T1	
<b>Immunogen Catalog Number:</b> AG15605	<b>Calculated MW:</b> 618 aa, 71 kDa	
	<b>Observed MW:</b> 75 kDa	

## Applications

**Tested Applications:**  
WB, IHC, Indirect ELISA

**Species Specificity:**  
human, mouse, rat

## Background Information

### Storage

**Storage:**  
Store at -80°C.  
**The product is shipped with ice packs. Upon receipt, store it immediately at -80°C**

**Storage Buffer:**  
PBS Only

For technical support and original validation data for this product please contact:

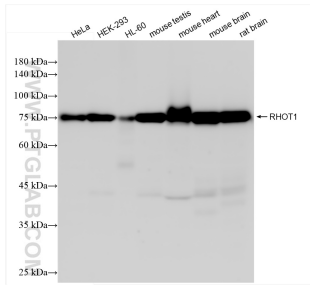
T: 4006900926

E: Proteintech-CN@ptglab.com

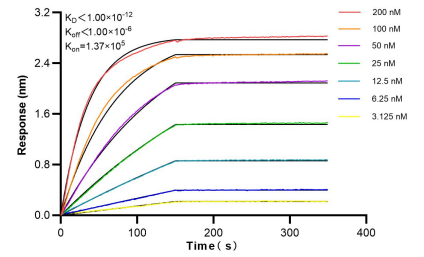
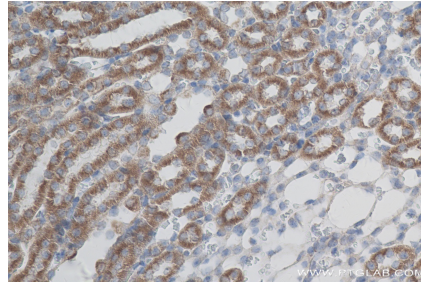
W: ptgcn.com

**This product is exclusively available under Proteintech Group brand and is not available to purchase from any other manufacturer.**

## Selected Validation Data



Various lysates were subjected to SDS PAGE followed by western blot with 84055-5-RR (MIRO1 antibody) at dilution of 1:10000 incubated at room temperature for 1.5 hours. This data was developed using the same antibody clone with 84055-5-PBS in a different storage buffer formulation.



Bioluminescence resonance energy transfer (BRET) kinetic assays of 83945-5-RR against Human RHO1 were performed. The affinity constant is below 1 pM.