

For Research Use Only

PDLIM4 Recombinant antibody

Catalog Number: 84117-1-RR



Basic Information

Catalog Number: 84117-1-RR	GenBank Accession Number: BC016765	Purification Method: Protein A purification
Size: 1000 ug/ml	GeneID (NCBI): 8572	CloneNo.: 241401B3
Source: Rabbit	UNIPROT ID: P50479	Recommended Dilutions: WB 1:5000-1:50000 IF/ICC 1:50-1:500
Isotype: IgG	Full Name: PDZ and LIM domain 4	
Immunogen Catalog Number: AG13424	Calculated MW: 35 kDa	
	Observed MW: 35 kDa	

Applications

Tested Applications: WB, IF/ICC, ELISA	Positive Controls: WB : A431 cells, K-562 cells, PC-3 cells IF/ICC : U2OS cells,
Species Specificity: human	

Background Information

PDLIM4, also known as RIL, is a member of the ALP/Enigma family. PDLIM4 contains one PDZ(DHR) domain and one LIM zinc-binding domain. The LIM zinc-binding domain interacts with the second and fourth PDZ domains of Fap-1, possibly resulting in the dephosphorylation of PDLIM4 (PMID: 21636573). PDLIM4 is involved in osteoblast development and function. The variation of the PDLIM4 locus may be an important determinant of osteoporosis (PMID:12908099).

Storage

Storage:
Store at -20°C. Stable for one year after shipment.
Storage Buffer:
PBS with 0.02% sodium azide and 50% glycerol pH 7.3.
Aliquoting is unnecessary for -20°C storage

For technical support and original validation data for this product please contact:

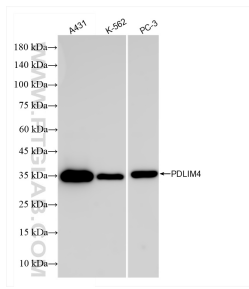
T: 4006900926

E: Proteintech-CN@ptglab.com

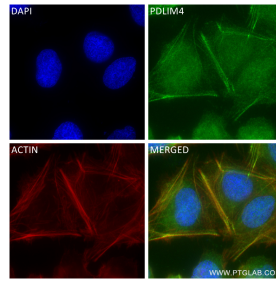
W: ptgcn.com

This product is exclusively available under Proteintech Group brand and is not available to purchase from any other manufacturer.

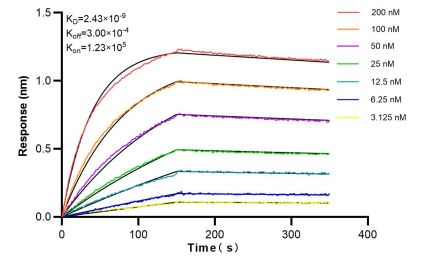
Selected Validation Data



Various lysates were subjected to SDS PAGE followed by western blot with 84117-1-RR (PDLM4 antibody) at dilution of 1:10000 incubated at room temperature for 1.5 hours.



Immunofluorescent analysis of (4% PFA) fixed U2OS cells using PDLM4 antibody (84117-1-RR, Clone: 241401B3) at dilution of 1:200 and CoraLite®488-Conjugated Goat Anti-Rabbit IgG(H+L) (SA00013-2), CL594-Phalloidin (red).



Bi-layer interferometry (BLI) kinetic assays of 84117-1-RR against Human PDLM4 were performed. The affinity constant is 2.43 nM.