

For Research Use Only

Mouse HER2/ErbB2 Recombinant antibody, PBS Only (Capture)

Catalog Number: 84128-4-PBS



Basic Information

Catalog Number:

84128-4-PBS

Size:

1 mg/ml

Source:

Rabbit

Isotype:

IgG

GenBank Accession Number:

NM_001003817.1

GeneID (NCBI):

13866

UNIPROT ID:

P70424

Full Name:

v-erb-b2 erythroblastic leukemia
viral oncogene homolog 2,
neuro/glioblastoma derived
oncogene homolog (avian)

Calculated MW:

139 kDa

Purification Method:

Protein A purification

CloneNo.:

241366G12

Applications

Tested Applications:

Cytometric bead array, Sandwich ELISA, Indirect ELISA,
Sample test

Species Specificity:

mouse

Background Information

Storage

Storage:

Store at -80°C.

The product is shipped with ice packs. Upon receipt, store it immediately at -80°C

Storage Buffer:

PBS Only

For technical support and original validation data for this product please contact:

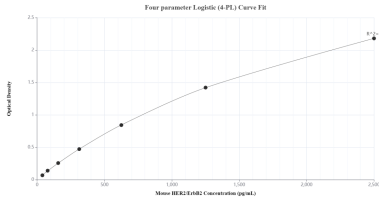
T: 4006900926

E: Proteintech-CN@ptglab.com

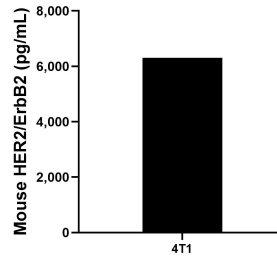
W: ptgcn.com

This product is exclusively available under Proteintech Group brand and is not available to purchase from any other manufacturer.

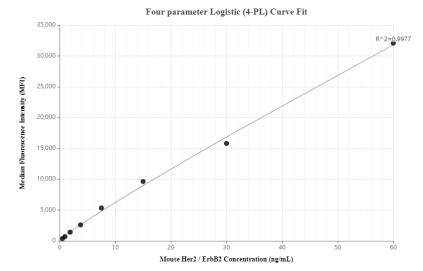
Selected Validation Data



Sandwich ELISA standard curve of MP01039-4, Mouse HER2/ErbB2 Recombinant Matched Antibody Pair - PBS only. 84128-4-PBS was coated to a plate as the capture antibody and incubated with serial dilutions of standard Eg0803. 84128-6-PBS was HRP conjugated as the detection antibody. Range: 39.1-2500 pg/mL



The mean HER2/ErbB2 concentration was determined to be 6,307.1 pg/mL in 4T1 cell extract based on a 12.0 mg/mL extract load.



Cytometric bead array standard curve of MP01039-3, MOUSE Her2/ErbB2 Recombinant Matched Antibody Pair, PBS Only. Capture antibody: 84128-4-PBS. Detection antibody: 84128-2-PBS. Standard: Eg0803. Range: 0.469-60 ng/mL