

For Research Use Only

IMUP Recombinant antibody, PBS Only

Catalog Number: 84148-6-PBS



Basic Information

Catalog Number: 84148-6-PBS	GenBank Accession Number: BC060319	Purification Method: Protein A purification
Size: 1 mg/ml	GeneID (NCBI): 64073	CloneNo.: 241220B4
Source: Rabbit	UNIPROT ID: Q9GZP8	
Isotype: IgG	Full Name: chromosome 19 open reading frame	
Immunogen Catalog Number: AG22218	33	
	Calculated MW: 106 aa, 11 kDa	

Applications

Tested Applications:
IF/ICC, Indirect ELISA

Species Specificity:
human

Background Information

Immortalization up-regulated protein (IMUP), also known as C19orf33 or H2RSP, was first identified in SV40-immortalized fibroblasts and includes two isoforms, IMUP-1 and IMUP-2 (PMID: 14981917; 35142956). It is found primarily in the nucleus (PMID: 11606055). IMUP is reportedly upregulated in many cancer cells and tissues and its overexpression is associated with tumorigenicity and cell-cycle acceleration (PMID: 16962562; 35142956; 22886722). The apparent molecular determined by SDS-PAGE might be due to post-translational modifications or anomalous migration behavior (PMID: 11080599).

Storage

Storage:
Store at -80°C.
The product is shipped with ice packs. Upon receipt, store it immediately at -80°C

Storage Buffer:
PBS Only

For technical support and original validation data for this product please contact:

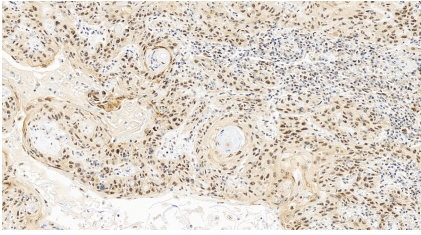
T: 4006900926

E: Proteintech-CN@ptglab.com

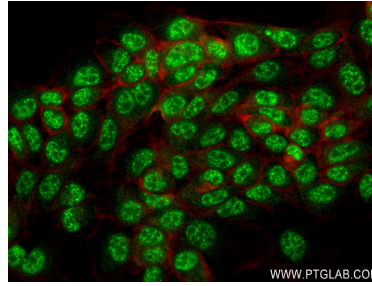
W: ptgcn.com

This product is exclusively available under Proteintech Group brand and is not available to purchase from any other manufacturer.

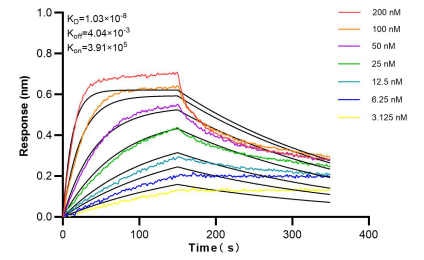
Selected Validation Data



Immunohistochemical analysis of paraffin-embedded human skin cancer tissue slide using 84148-6-RR (IMUP antibody) at dilution of 1:200 (under 40x lens). Heat mediated antigen retrieval with Tris-EDTA buffer (pH 9.0). This data was developed using the same antibody clone with 84148-6-PBS in a different storage buffer formulation.



Immunofluorescent analysis of (4% PFA) fixed A431 cells using C19orf33 antibody (84148-6-RR, Clone: 241220B4) at dilution of 1:400 and CoraLite®488-Conjugated Goat Anti-Rabbit IgG(H+L) (SA00013-2), CL594-Phalloidin (red). This data was developed using the same antibody clone with 84148-6-PBS in a different storage buffer formulation.



Bi-layer interferometry (BLI) kinetic assays of 84148-6-RR against Human IMUP were performed. The affinity constant is 10.3 nM.