

For Research Use Only

BST2 Recombinant antibody, PBS Only

Catalog Number: 84190-7-PBS



Basic Information

Catalog Number: 84190-7-PBS	GenBank Accession Number: BC033873	Purification Method: Protein A purification
Size: 1 mg/ml	GeneID (NCBI): 684	CloneNo.: 241513A1
Source: Rabbit	UNIPROT ID: Q10589	
Isotype: IgG	Full Name: bone marrow stromal cell antigen 2	
	Calculated MW: 180 aa, 20 kDa	
	Observed MW: 30-36 kDa, 50-70 kDa	

Applications

Tested Applications:
WB, IF/ICC, Indirect ELISA

Species Specificity:
human

Background Information

BST2, also named as CD317 and Tetherin, belongs to the tetherin family. It may be involved in the sorting of secreted proteins and it is involved in pre-B-cell growth. BST2 is an antiretroviral defense protein, that blocks release of retrovirus from the cell surface. Depleted upon HIV-1 infection by viral VPU protein through 20S proteasome degradation. Depleted upon infection by human Kaposi's sarcoma-associated herpesvirus (KSHV) through ubiquitination and subsequent degradation. BST2 may play a role in B-cell activation in rheumatoid arthritis. It is recently identified interferon-induced cellular proteins that restrict infections by retroviruses and filoviruses and of influenza virus and flaviviruses, respectively. BST2 is a plasma membrane proteins, tetherin inhibits virion particle release from infected cells. BST2 is effective against retroviruses and flavoviruses whilst IFITMs disrupt influenza and flavivirus infection. Observed MW of BST2 is 30-36 kDa (PMID: 19196977; 21237475).

Storage

Storage:
Store at -80°C.
The product is shipped with ice packs. Upon receipt, store it immediately at -80°C

Storage Buffer:
PBS Only

For technical support and original validation data for this product please contact:

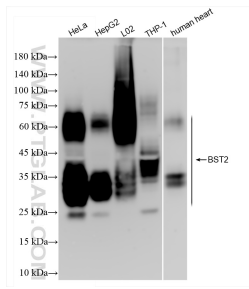
T: 4006900926

E: Proteintech-CN@ptglab.com

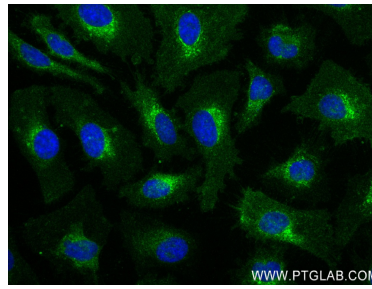
W: ptgcn.com

This product is exclusively available under Proteintech Group brand and is not available to purchase from any other manufacturer.

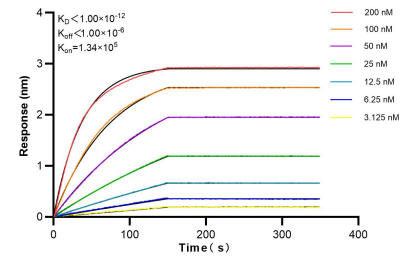
Selected Validation Data



Various lysates were subjected to SDS PAGE followed by western blot with 84190-7-RR (BST2 antibody) at dilution of 1:10000 incubated at room temperature for 1.5 hours. This data was developed using the same antibody clone with 84190-7-PBS in a different storage buffer formulation.



Immunofluorescent analysis of (-20°C Ethanol) fixed HeLa cells using BST2 antibody (84190-7-RR, Clone: 241513A1) at dilution of 1:200 and CoraLite®488-Conjugated Goat Anti-Rabbit IgG(H+L) (SA00013-2). This data was developed using the same antibody clone with 84190-7-PBS in a different storage buffer formulation.



Bi-layer interferometry (BLI) kinetic assays of 84190-7-RR against Human BST2 were performed. The affinity constant is below 1 pM.