

For Research Use Only

CD84 Recombinant antibody

Catalog Number: 84245-2-RR



Basic Information

Catalog Number:

84245-2-RR

Size:

1000 µg/ml

Source:

Rabbit

Isotype:

IgG

GenBank Accession Number:

BC020063

GeneID (NCBI):

8832

UNIPROT ID:

Q9UIB8

Full Name:

CD84 molecule

Calculated MW:

345 aa, 39 kDa

Purification Method:

Protein A purification

CloneNo.:

241342F3

Recommended Dilutions:

WB 1:1000-1:8000

IF/ICC 1:200-1:800

Applications

Tested Applications:

WB, IF/ICC, ELISA

Species Specificity:

human

Positive Controls:

WB : Raji cells, Daudi cells, Ramos cells, U-937 cells

IF/ICC : Raji cells,

Background Information

CD84, also known as SLAMF5, is a member of the CD2 subfamily of the immunoglobulin receptor superfamily (PMID: 9310491). CD84 is a single-chain type-I glycoprotein composed of two extracellular Ig-like domains, a hydrophobic transmembrane region, and a cytoplasmic domain. It is broadly expressed on almost all leukocyte subsets. CD84 functions as a homophilic adhesion molecule, whose signaling can activate or inhibit leukocyte function depending on the cell type and its stage of activation or differentiation (PMID: 30522694).

Storage

Storage:

Store at -20°C. Stable for one year after shipment.

Storage Buffer:

PBS with 0.02% sodium azide and 50% glycerol pH 7.3.

Aliquoting is unnecessary for -20°C storage

For technical support and original validation data for this product please contact:

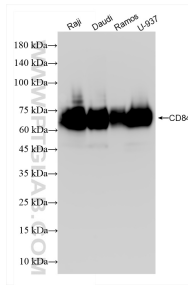
T: 4006900926

E: Proteintech-CN@ptglab.com

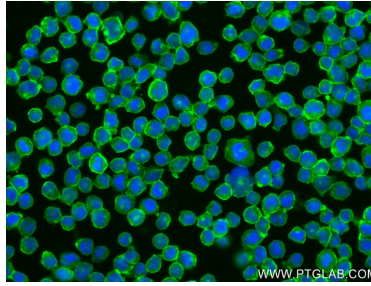
W: ptgcn.com

This product is exclusively available under Proteintech Group brand and is not available to purchase from any other manufacturer.

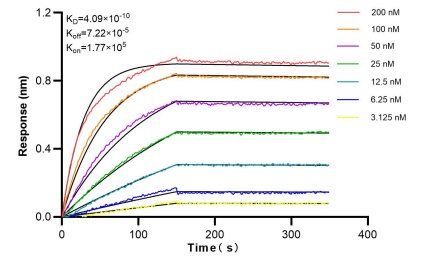
Selected Validation Data



Various lysates were subjected to SDS PAGE followed by western blot with 84245-2-RR (CD84 antibody) at dilution of 1:4000 incubated at room temperature for 1.5 hours.



Immunofluorescent analysis of (4% PFA) fixed Raji cells using CD84 antibody (84245-2-RR, Clone: 241342F3) at dilution of 1:400 and CoraLite® 488-Conjugated Goat Anti-Rabbit IgG(H+L) (SA00013-2).



Biacore interferometry (BLI) kinetic assays of 84245-2-RR against Human CD84 were performed. The affinity constant is 0.409 nM.