

For Research Use Only

CD117/c-Kit Recombinant antibody, PBS Only (Capture)

Catalog Number: 84259-3-PBS



Basic Information

Catalog Number:

84259-3-PBS

Size:

1 mg/ml

Source:

Rabbit

Isotype:

IgG

GenBank Accession Number:

BC071593

GeneID (NCBI):

3815

UNIPROT ID:

P10721

Full Name:

v-kit Hardy-Zuckerman 4 feline
sarcoma viral oncogene homolog

Calculated MW:

976 aa, 110 kDa

Purification Method:

Protein A purification

CloneNo.:

241312A12

Applications

Tested Applications:

IHC, IF/ICC, Cytometric bead array, Indirect ELISA

Species Specificity:

human

Background Information

CD117, also known as c-Kit and SCFR, is a transmembrane protein with tyrosine kinase activity encoded by the oncogene c-kit (PMID: 2448137). It is a member of the type III receptor tyrosine kinase family, which also includes CSF-1R, PDGFR β , PDGFR α , and FLT3 (PMID: 29518044). CD117 is expressed on hematopoietic stem cells and progenitor cells, mast cells, and is also found in a wide range of non-haemopoietic cell types (including melanocytes, germ cells, astrocytes, renal tubules, breast glandular epithelial cells, sweat glands, and interstitial cells of Cajal) (PMID: 10582338; 23073628). CD117 plays an important role in early hemopoiesis. It is also involved in pigmentation, fertility, gut movement, and some aspects of the nervous system (PMID: 23073628).

Storage

Storage:

Store at -80°C .

The product is shipped with ice packs. Upon receipt, store it immediately at -80°C

Storage Buffer:

PBS Only

For technical support and original validation data for this product please contact:

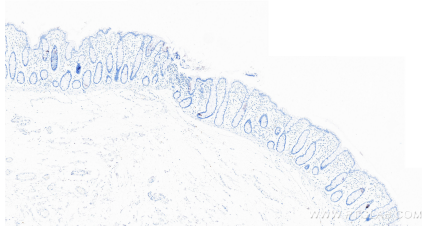
T: 4006900926

E: Proteintech-CN@ptglab.com

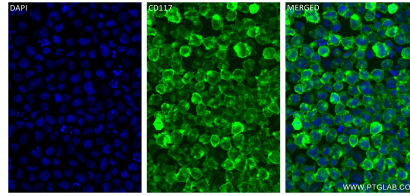
W: ptgcn.com

This product is exclusively available under Proteintech Group brand and is not available to purchase from any other manufacturer.

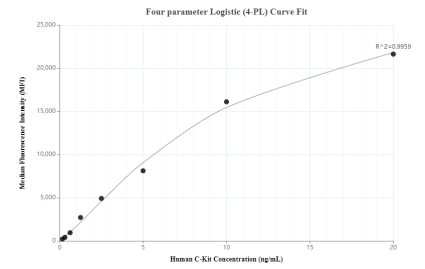
Selected Validation Data



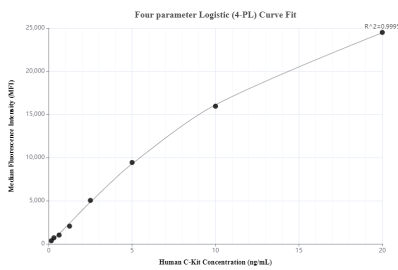
Immunohistochemical analysis of paraffin-embedded human colon tissue slide using 84259-3-RR (CD117/c-Kit antibody) at dilution of 1:500 (under 10x lens). Heat mediated antigen retrieval with Tris-EDTA buffer (pH 9.0). This data was developed using the same antibody clone with 84259-3-PBS in a different storage buffer formulation.



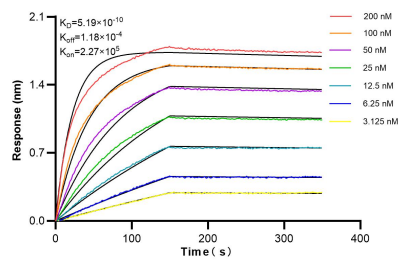
Immunofluorescent analysis of (4% PFA) fixed Mo7e cells using CD117/c-Kit antibody (84259-3-RR, Clone: 241312A12) at dilution of 1:400 and CoraLite® 488-Conjugated Goat Anti-Rabbit IgG(H+L) (SA00013-2). This data was developed using the same antibody clone with 84259-3-PBS in a different storage buffer formulation.



Cytometric bead array standard curve of MP01171-1, CD117/c-Kit Recombinant Matched Antibody Pair, PBS Only. Capture antibody: 84259-3-PBS. Detection antibody: 84259-2-PBS. Standard: RP02323. Range: 0.156-20 ng/mL.



Cytometric bead array standard curve of MP01171-2, CD117/c-Kit Recombinant Matched Antibody Pair, PBS Only. Capture antibody: 84259-3-PBS. Detection antibody: 84259-1-PBS. Standard: RP02323. Range: 0.156-20 ng/mL.



Biolayer interferometry (BLI) kinetic assays of 84259-3-RR against Human CD117/c-Kit were performed. The affinity constant is 0.519 nM.