

For Research Use Only

CD45 Recombinant antibody

Catalog Number: 84405-6-RR



Basic Information

Catalog Number: 84405-6-RR	GenBank Accession Number: GeneID (NCBI): 5788	Purification Method: Protein A purification
Size: 1000 ug/ml	ENSEMBL Gene ID: ENSG0000081237	CloneNo.: 241670B6
Source: Rabbit	Full Name: protein tyrosine phosphatase, receptor type, C	Recommended Dilutions: WB 1:5000-1:50000 IHC 1:500-1:2000 IF/ICC 1:125-1:500
Isotype: IgG		

Applications

Tested Applications:
WB, IHC, IF/ICC, ELISA

Species Specificity:
human

Note-IHC: suggested antigen retrieval with TE buffer pH 9.0; (*) Alternatively, antigen retrieval may be performed with citrate buffer pH 6.0

Positive Controls:

WB : Jurkat cells,

IHC : human tonsillitis tissue,

IF/ICC : Jurkat cells, Raji cells

Background Information

CD45, also known as protein tyrosine phosphatase, receptor type C, is a type I transmembrane protein expressed on the surface of all haematopoietic cells with the exception of erythrocytes and platelets (PMID: 3489673; 28615666). CD45 is a pan-haematopoietic cell marker and has been shown to be essential for T- and B-cell activation and signalling (PMID: 9429890; 16378097).

Storage

Storage:

Store at -20°C. Stable for one year after shipment.

Storage Buffer:

PBS with 0.02% sodium azide and 50% glycerol pH 7.3.

Aliquoting is unnecessary for -20°C storage

For technical support and original validation data for this product please contact:

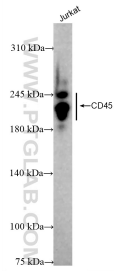
T: 4006900926

E: Proteintech-CN@ptglab.com

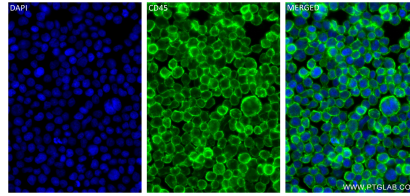
W: ptgcn.com

This product is exclusively available under Proteintech Group brand and is not available to purchase from any other manufacturer.

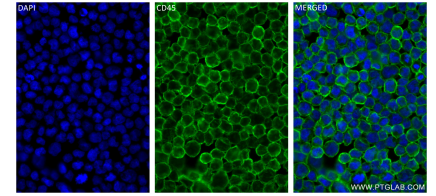
Selected Validation Data



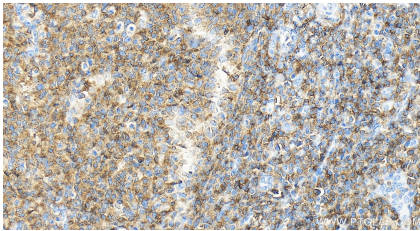
Jurkat cells were subjected to SDS PAGE followed by western blot with 84405-6-RR (CD45 antibody) at dilution of 1:10000 incubated at room temperature for 1.5 hours.



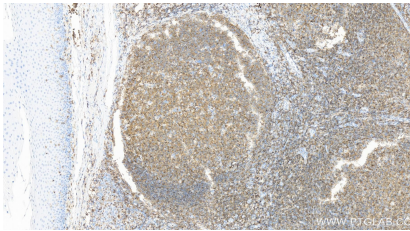
Immunofluorescent analysis of (4% PFA) fixed Jurkat cells using CD45(220-577) antibody (84405-6-RR, Clone: 241670B6) at dilution of 1:250 and CoraLite®488-Conjugated Goat Anti-Rabbit IgG(H+L) (SA00013-2).



Immunofluorescent analysis of (4% PFA) fixed Raji cells using CD45(220-577) antibody (84405-6-RR, Clone: 241670B6) at dilution of 1:250 and CoraLite®488-Conjugated Goat Anti-Rabbit IgG(H+L) (SA00013-2).



Immunohistochemical analysis of paraffin-embedded human tonsillitis tissue slide using 84405-6-RR (CD45 antibody) at dilution of 1:1000 (under 40x lens). Heat mediated antigen retrieval with Tris-EDTA buffer (pH 9.0).



Immunohistochemical analysis of paraffin-embedded human tonsillitis tissue slide using 84405-6-RR (CD45 antibody) at dilution of 1:1000 (under 10x lens). Heat mediated antigen retrieval with Tris-EDTA buffer (pH 9.0).