

For Research Use Only

# TFDP2 Recombinant antibody

Catalog Number: 84408-4-RR



## Basic Information

<b>Catalog Number:</b> 84408-4-RR	<b>GenBank Accession Number:</b> BC021113	<b>Purification Method:</b> Protein A purification
<b>Size:</b> 1000 µg/ml	<b>GeneID (NCBI):</b> 7029	<b>CloneNo.:</b> 241457A12
<b>Source:</b> Rabbit	<b>UNIPROT ID:</b> Q14188	<b>Recommended Dilutions:</b> IF/ICC 1:200-1:800
<b>Isotype:</b> IgG	<b>Full Name:</b> transcription factor Dp-2 (E2F dimerization partner 2)	
<b>Immunogen Catalog Number:</b> AG2054	<b>Calculated MW:</b> 446 aa, 49 kDa	

## Applications

<b>Tested Applications:</b> IF/ICC, FC (Intra), ELISA	<b>Positive Controls:</b> IF/ICC : U2OS cells,
<b>Species Specificity:</b> human	

## Background Information

TFDP2, also known as E2FDP2, is a coactivator of E2F factors and involves in EGF or IFN-gamma-mediated effects by enhancing or reducing active heterodimeric complexes. The DP2/E2F complex functions in the control of cell-cycle progression from G1 to S phase. The E2F1/DP complex appears to mediate both cell proliferation and apoptosis [PMID:16360038]. Binds DNA cooperatively with E2F family members through the E2 recognition site, 5'-TTTC[CG]CGC-3', found in the promoter region of several genes whose products are involved in cell cycle regulation or DNA replication [PMID:16721044].

## Storage

**Storage:**  
Store at -20°C. Stable for one year after shipment.  
**Storage Buffer:**  
PBS with 0.02% sodium azide and 50% glycerol pH 7.3.  
Aliquoting is unnecessary for -20°C storage

For technical support and original validation data for this product please contact:

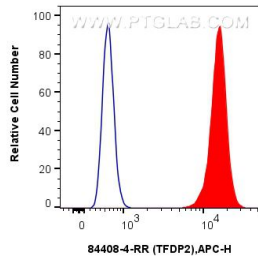
T: 4006900926

E: [Proteintech-CN@ptglab.com](mailto:Proteintech-CN@ptglab.com)

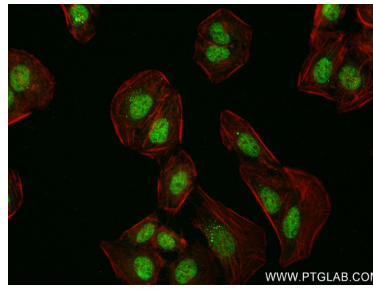
W: [ptgcn.com](http://ptgcn.com)

This product is exclusively available under Proteintech Group brand and is not available to purchase from any other manufacturer.

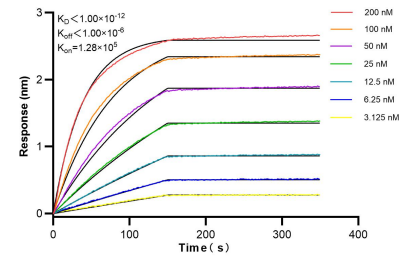
## Selected Validation Data



$1 \times 10^6$  A431 cells were intracellularly stained with 0.25  $\mu$ g TFDP2 Recombinant antibody (84408-4-RR, Clone:241457A12) and APC-Conjugated Goat Anti-Rabbit IgG(H+L)(red), or 0.25  $\mu$ g Rabbit IgG Isotype Control Recombinant Antibody (98136-1-RR, Clone: 240953C9) (blue). Cells were fixed and permeabilized with True-Nuclear Transcription Factor Buffer Set.



Immunofluorescent analysis of (4% PFA) fixed U2OS cells using TFDP2 antibody (84408-4-RR, Clone: 241457A12 ) at dilution of 1:400 and CoraLite®488-Conjugated Goat Anti-Rabbit IgG(H+L) (SA00013-2), CL594-Phalloidin (red).



Bi-layer interferometry (BLI) kinetic assays of 84408-4-RR against Human TFDP2 were performed. The affinity constant is below 1 pM.