

For Research Use Only

VPS28 Recombinant antibody, PBS Only

Catalog Number: 84472-4-PBS



Basic Information

Catalog Number: 84472-4-PBS	GenBank Accession Number: BC006485	Purification Method: Protein A purification
Size: 1 mg/ml	GeneID (NCBI): 51160	CloneNo.: 241886D3
Source: Rabbit	UNIPROT ID: Q9UK41	
Isotype: IgG	Full Name: vacuolar protein sorting 28 homolog (S. cerevisiae)	
Immunogen Catalog Number: AG7784	Calculated MW: 25 kDa	
	Observed MW: 28 kDa	

Applications

Tested Applications:
WB, IF/ICC, FC (Intra), Indirect ELISA

Species Specificity:
human

Background Information

VPS28 is a subunit of the ESCRT-I complex (endosomal sorting complex I required for transport), which functions in the transport and sorting of proteins into subcellular vesicles. The ESCRT-I complex is composed of VPS23 (also known as TSG101), VPS28, VPS37, and MVB12A or MVB12B. VPS28 interacts with VPS23. Two alternative transcripts encoding different VPS28 isoforms have been described.

Storage

Storage:
Store at -80°C.
The product is shipped with ice packs. Upon receipt, store it immediately at -80°C

Storage Buffer:
PBS Only

For technical support and original validation data for this product please contact:


T: 4006900926

E: Proteintech-CN@ptglab.com

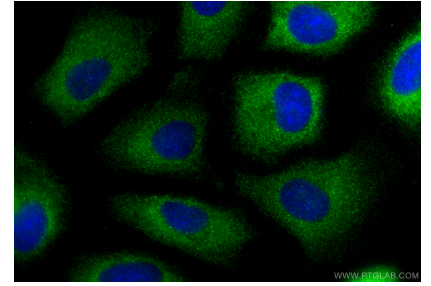
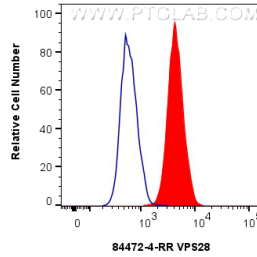
W: ptgcn.com

This product is exclusively available under Proteintech Group brand and is not available to purchase from any other manufacturer.

Selected Validation Data

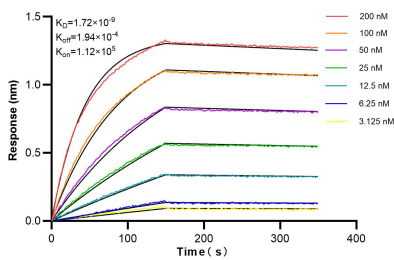


Various lysates were subjected to SDS PAGE followed by western blot with 84472-4-RR (VPS28 antibody) at dilution of 1:10000 incubated at room temperature for 1.5 hours. This data was developed using the same antibody clone with 84472-4-PBS in a different storage buffer formulation.



1x10⁶ SH-SY5Y cells were intracellularly stained with 0.25 ug VPS28 Recombinant antibody (84472-4-RR, Clone:241886D3) and CoraLite® 488-Conjugated Goat Anti-Rabbit IgG(H+L) (SA00013-2)(red), or 0.25 ug Rabbit IgG Isotype Control RecAb (98136-1-RR, Clone: 240953C9) (blue). Cells were fixed with 4% PFA and permeabilized with Flow Cytometry Perm Buffer (PF00011-C). This data was developed using the same antibody clone with 84472-4-PBS in a different storage buffer

Immunofluorescent analysis of (-20°C Methanol) fixed A549 cells using VPS28 antibody (84472-4-RR, Clone: 241886D3) at dilution of 1:400 and CoraLite® 488-Conjugated Goat Anti-Rabbit IgG(H+L) (SA00013-2). This data was developed using the same antibody clone with 84472-4-PBS in a different storage buffer formulation.



Biolayer interferometry (BLI) kinetic assays of 84472-4-RR against Human VPS28 were performed. The affinity constant is 1.72 nM.