

For Research Use Only

# CCDC25 Recombinant antibody, PBS Only (Capture/Detector)

Catalog Number: 84484-1-PBS



## Basic Information

<b>Catalog Number:</b> 84484-1-PBS	<b>GenBank Accession Number:</b> BC032588	<b>Purification Method:</b> Protein A purification
<b>Size:</b> 1 mg/ml	<b>GeneID (NCBI):</b> 55246	<b>CloneNo.:</b> 241878B11
<b>Source:</b> Rabbit	<b>UNIPROT ID:</b> Q86WRO	
<b>Isotype:</b> IgG	<b>Full Name:</b> coiled-coil domain containing 25	
<b>Immunogen Catalog Number:</b> AG15593	<b>Calculated MW:</b> 208 aa, 24 kDa	

## Applications

**Tested Applications:**  
Cytometric bead array, Sandwich ELISA, Indirect ELISA, Sample test

**Species Specificity:**  
human

## Background Information

### Storage

**Storage:**  
Store at -80°C.  
**The product is shipped with ice packs. Upon receipt, store it immediately at -80°C**

**Storage Buffer:**  
PBS Only

For technical support and original validation data for this product please contact:

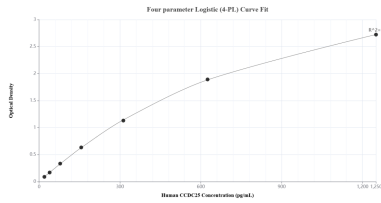
T: 4006900926

E: [Proteintech-CN@ptglab.com](mailto:Proteintech-CN@ptglab.com)

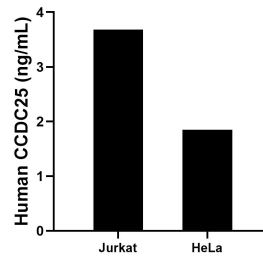
W: [ptgcn.com](http://ptgcn.com)

**This product is exclusively available under Proteintech Group brand and is not available to purchase from any other manufacturer.**

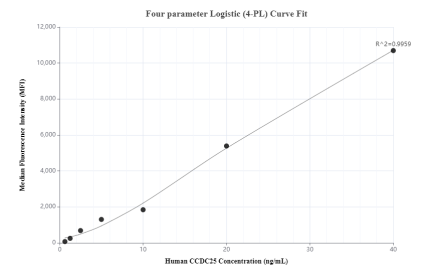
## Selected Validation Data



Sandwich ELISA standard curve of MP01321-3, Human CCDC25 Recombinant Matched Antibody Pair - PBS only. 84484-2-PBS was coated to a plate as the capture antibody and incubated with serial dilutions of standard Ag15593. 84484-1-PBS was HRP conjugated as the detection antibody. Range: 19.5-1250 pg/mL



The mean CCDC25 concentration was determined to be 3.7 ng/mL in Jurkat cell extract based on a 4.2 mg/mL extract load and 1.9 ng/mL in HeLa cell extract based on a 1.3 mg/mL extract load.



Cytometric bead array standard curve of MP01321-2, CCDC25 Recombinant Matched Antibody Pair, PBS Only. Capture antibody: 84484-1-PBS. Detection antibody: 84484-3-PBS. Standard: Ag15593. Range: 0.625-40 ng/mL