

For Research Use Only

CD46 Recombinant antibody, PBS Only

Catalog Number: 84599-5-PBS



Basic Information

Catalog Number: 84599-5-PBS	GenBank Accession Number: NM_172351.3	Purification Method: Protein A purification
Size: 1 mg/ml	GeneID (NCBI): 4179	CloneNo.: 241764F8
Source: Rabbit	UNIPROT ID: P15529-11	
Isotype: IgG	Full Name: CD46 molecule, complement regulatory protein	
	Calculated MW: 42kDa	
	Observed MW: 50-65 kDa	

Applications

Tested Applications:
WB, IF/ICC, Indirect ELISA

Species Specificity:
human

Background Information

CD46, also known as Membrane cofactor protein (MCP) or MIC10, is a ubiquitously expressed type I transmembrane glycoprotein that acts as a cofactor for complement factor I to mediate inactivation of C3b and C4b deposited on host cells. CD46 is a receptor for a large number of pathogens, including measles virus and adenovirus (PMID: 20941397). CD46 plays a role in linking innate and adaptive immune responses. It may be involved in the fusion of the spermatozoa with the oocyte during fertilization. Mutations of the CD46 gene have been associated with some diseases including hemolytic uremic syndrome (PMID: 26054645). CD46 is expressed on most cells as four isoforms that are derived via alternative splicing (PMID: 15324743).

Storage

Storage:
Store at -80°C.
The product is shipped with ice packs. Upon receipt, store it immediately at -80°C

Storage Buffer:
PBS Only

For technical support and original validation data for this product please contact:

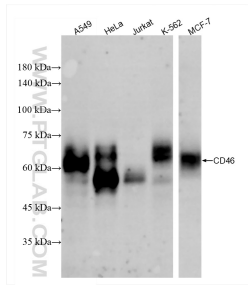
T: 4006900926

E: Proteintech-CN@ptglab.com

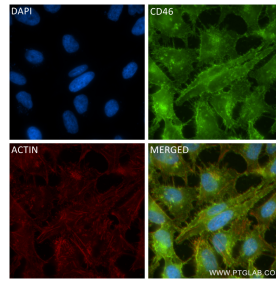
W: ptgcn.com

This product is exclusively available under Proteintech Group brand and is not available to purchase from any other manufacturer.

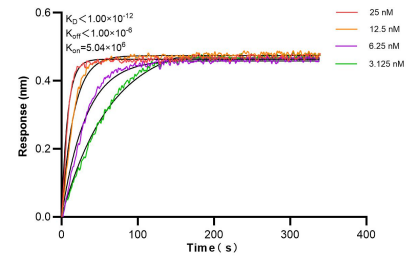
Selected Validation Data



Various lysates were subjected to SDS PAGE followed by western blot with 84599-5-RR (CD46 antibody) at dilution of 1:1000 incubated at room temperature for 1.5 hours. This data was developed using the same antibody clone with 84599-5-PBS in a different storage buffer formulation.



Immunofluorescent analysis of (4% PFA) fixed HeLa cells using CD46 antibody (84599-5-RR, Clone: 241764F8) at dilution of 1:400 and CoraLite®488-Conjugated Goat Anti-Rabbit IgG(H+L) (SA00013-2), CL594-Phalloidin (red). This data was developed using the same antibody clone with 84599-5-PBS in a different storage buffer formulation.



Biacore kinetic assays of 84599-5-RR against Human CD46 were performed. The affinity constant is below 1 pM.