

For Research Use Only

# CEBP Alpha/CEBPA Recombinant antibody, PBS Only (Capture)

Catalog Number: 84668-1-PBS



## Basic Information

|   |  |   |
|---|--|---|
| <b>Catalog Number:</b><br>84668-1-PBS       | <b>GenBank Accession Number:</b><br>NM_004364                      | <b>Purification Method:</b><br>Protein A purification |
| <b>Size:</b><br>1 mg/ml                     | <b>GeneID (NCBI):</b><br>1050                                      | <b>CloneNo.:</b><br>242101C8                          |
| <b>Source:</b><br>Rabbit                    | <b>UNIPROT ID:</b><br>P49715                                       |   |
| <b>Isotype:</b><br>IgG                      | <b>Full Name:</b><br>CCAAT/enhancer binding protein (C/EBP), alpha |   |
| <b>Immunogen Catalog Number:</b><br>AG29947 | <b>Calculated MW:</b><br>38 kDa                                    |   |

## Applications

**Tested Applications:**  
Cytometric bead array, Sandwich ELISA, Indirect ELISA, Sample test

**Species Specificity:**  
human

## Background Information

### Storage

**Storage:**  
Store at -80°C.  
**The product is shipped with ice packs. Upon receipt, store it immediately at -80°C**

**Storage Buffer:**  
PBS Only

For technical support and original validation data for this product please contact:

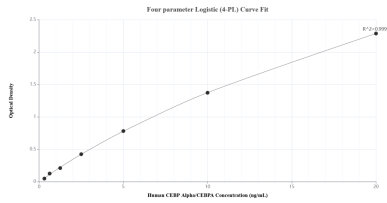
T: 4006900926

E: [Proteintech-CN@ptglab.com](mailto:Proteintech-CN@ptglab.com)

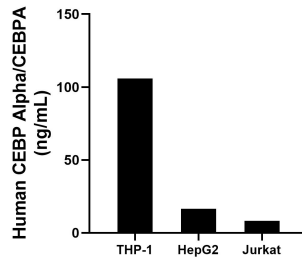
W: [ptgcn.com](http://ptgcn.com)

**This product is exclusively available under Proteintech Group brand and is not available to purchase from any other manufacturer.**

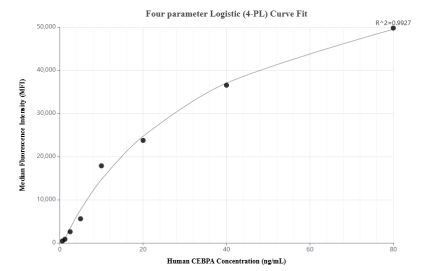
## Selected Validation Data



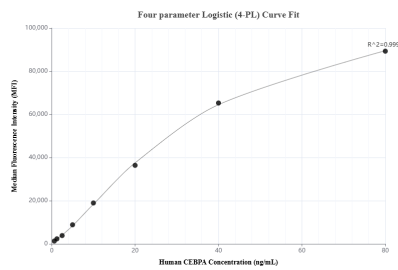
Sandwich ELISA standard curve of MP01479-2, Human CEBP Alpha/CEBPA Recombinant Matched Antibody Pair - PBS only. 84668-1-PBS was coated to a plate as the capture antibody and incubated with serial dilutions of standard Ag29947. 84668-3-PBS was HRP conjugated as the detection antibody. Range: 0.313-20 ng/mL



The mean CEBP Alpha/CEBPA concentration was determined to be 105.90 ng/mL in THP-1 cell extract based on a 4.40 mg/mL extract load, 16.58 ng/mL in HepG2 cell extract based on a 1.00 mg/mL extract load and 8.26 ng/mL in Jurkat cell extract based on a 1.50 mg/mL extract load.



Cytometric bead array standard curve of MP01479-2, CEBP Alpha/CEBPA Recombinant Matched Antibody Pair, PBS Only. Capture antibody: 84668-1-PBS. Detection antibody: 84668-3-PBS. Standard: Ag29947. Range: 0.625-80 ng/mL



Cytometric bead array standard curve of MP01479-1, CEBP Alpha/CEBPA Recombinant Matched Antibody Pair, PBS Only. Capture antibody: 84668-1-PBS. Detection antibody: 84668-2-PBS. Standard: Ag29947. Range: 0.625-80 ng/mL