

For Research Use Only

# SSRP1 Recombinant antibody, PBS Only

Catalog Number: 84673-5-PBS



## Basic Information

<b>Catalog Number:</b> 84673-5-PBS	<b>GenBank Accession Number:</b> BC005116	<b>Purification Method:</b> Protein A purification
<b>Size:</b> 1 mg/ml	<b>GeneID (NCBI):</b> 6749	<b>CloneNo.:</b> 242102H8
<b>Source:</b> Rabbit	<b>UNIPROT ID:</b> Q08945	
<b>Isotype:</b> IgG	<b>Full Name:</b> structure specific recognition protein 1	
<b>Immunogen Catalog Number:</b> AG8318	<b>Calculated MW:</b> 81 kDa	
	<b>Observed MW:</b> 86 kDa	

## Applications

**Tested Applications:**  
WB, FC (Intra), Indirect ELISA

**Species Specificity:**  
human

## Background Information

### Storage

**Storage:**  
Store at -80°C.  
**The product is shipped with ice packs. Upon receipt, store it immediately at -80°C**

**Storage Buffer:**  
PBS Only

For technical support and original validation data for this product please contact:

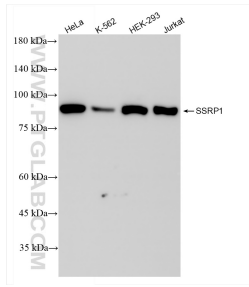
T: 4006900926

E: Proteintech-CN@ptglab.com

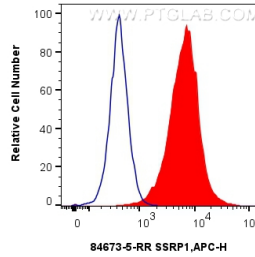
W: ptgcn.com

**This product is exclusively available under Proteintech Group brand and is not available to purchase from any other manufacturer.**

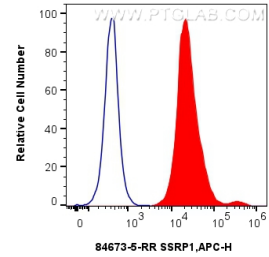
## Selected Validation Data



Various lysates were subjected to SDS PAGE followed by western blot with 84673-5-RR (SSRP1 antibody) at dilution of 1:10000 incubated at room temperature for 1.5 hours. This data was developed using the same antibody clone with 84673-5-PBS in a different storage buffer formulation.



1x10<sup>6</sup> HeLa cells were intracellularly stained with 0.25 ug SSRP1 Recombinant antibody (84673-5-RR, Clone:242102H8) and APC-Conjugated Goat Anti-Rabbit IgG(H+L) (red), or 0.25 ug Rabbit IgG Isotype Control Recombinant Antibody (98136-1-RR, Clone: 240953C9) (blue). Cells were fixed and permeabilized with Transcription Factor Staining Buffer Kit (PF00011). This data was developed using the same antibody clone with 84673-5-PBS in a different storage buffer



1x10<sup>6</sup> SH-SY5Y cells were intracellularly stained with 0.25 ug SSRP1 Recombinant antibody (84673-5-RR, Clone:242102H8) and APC-Conjugated Goat Anti-Rabbit IgG(H+L) (red), or 0.25 ug Rabbit IgG Isotype Control Recombinant Antibody (98136-1-RR, Clone: 240953C9) (blue). Cells were fixed and permeabilized with Transcription Factor Staining Buffer Kit (PF00011). This data was developed using the same antibody clone with 84673-5-PBS in a different storage buffer