

For Research Use Only

AP4B1 Recombinant antibody, PBS Only

Catalog Number: 84710-3-PBS



Basic Information

Catalog Number: 84710-3-PBS	GenBank Accession Number: BC014146	Purification Method: Protein A purification
Size: 1 mg/ml	GeneID (NCBI): 10717	CloneNo.: 242121D4
Source: Rabbit	UNIPROT ID: Q9Y6B7	
Isotype: IgG	Full Name: adaptor-related protein complex 4, beta 1 subunit	
Immunogen Catalog Number: AG9348	Calculated MW: 739 aa, 83 kDa	
	Observed MW: ~75 kDa	

Applications

Tested Applications:
WB, IP, Indirect ELISA

Species Specificity:
human, mouse

Background Information

Adaptor protein (AP) complex is a component of intracellular protein transport. The AP4 complex is involved in sorting transmembrane cargo proteins into transport vesicles for trans-Golgi network export. AP4B1 is a member of the AP4 complex, which also includes AP4E1, AP4M1 and AP4S1. Loss-of-function variants in any of these four members can lead to AP-4-associated hereditary spastic paraplegia (HSP), a neurodegenerative disorder (PMID: 30543385). This antibody recognizes AP4B1.

Storage

Storage:
Store at -80°C.
The product is shipped with ice packs. Upon receipt, store it immediately at -80°C

Storage Buffer:
PBS Only

For technical support and original validation data for this product please contact:

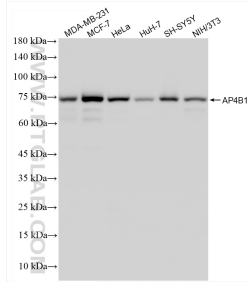
T: 4006900926

E: Proteintech-CN@ptglab.com

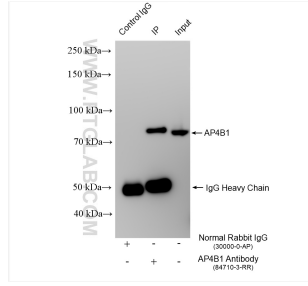
W: ptgcn.com

This product is exclusively available under Proteintech Group brand and is not available to purchase from any other manufacturer.

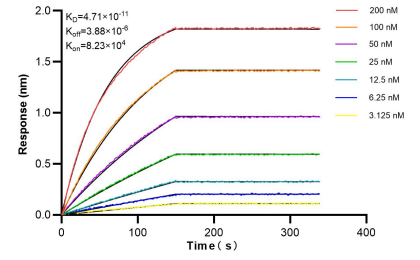
Selected Validation Data



Various lysates were subjected to SDS PAGE followed by western blot with 84710-3-RR (AP4B1 antibody) at dilution of 1:5000 incubated at room temperature for 1.5 hours. This data was developed using the same antibody clone with 84710-3-PBS in a different storage buffer formulation.



IP result of anti-AP4B1 (IP:84710-3-RR, 4ug; Detection:84710-3-RR 1:1500) with HeLa cells lysate 1200 ug. This data was developed using the same antibody clone with 84710-3-PBS in a different storage buffer formulation.



Biacore interferometry (BLI) kinetic assays of 84710-3-RR against Human AP4B1 were performed. The affinity constant is 47.1 pM.