

For Research Use Only

APP Recombinant antibody, PBS Only (Capture/Detector)

Catalog Number: 84829-1-PBS



Basic Information

Catalog Number: 84829-1-PBS	GenBank Accession Number: BC065529	Purification Method: Protein A purification
Size: 1 mg/ml	GeneID (NCBI): 351	CloneNo.: 242316B9
Source: Rabbit	UNIPROT ID: P05067	
Isotype: IgG	Full Name: amyloid beta (A4) precursor protein	
Immunogen Catalog Number: AG22408		

Applications

Tested Applications:
Cytometric bead array, Sandwich ELISA, Indirect ELISA,
Sample test

Species Specificity:
human

Background Information

Storage

Storage:
Store at -80°C.
The product is shipped with ice packs. Upon receipt, store it immediately at -80°C

Storage Buffer:
PBS Only

For technical support and original validation data for this product please contact:

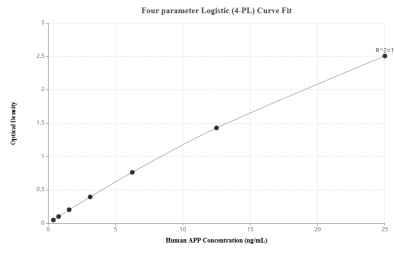
T: 4006900926

E: Proteintech-CN@ptglab.com

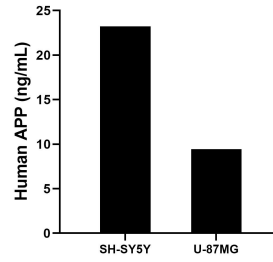
W: ptgcn.com

This product is exclusively available under Proteintech Group brand and is not available to purchase from any other manufacturer.

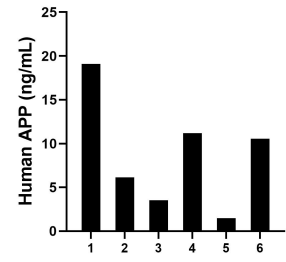
Selected Validation Data



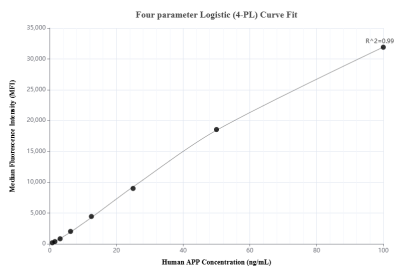
Sandwich ELISA standard curve of MP01584-3, Human APP Recombinant Matched Antibody Pair - PBS only. 84829-1-PBS was coated to a plate as the capture antibody and incubated with serial dilutions of standard Ag22408. 84829-3-PBS was HRP conjugated as the detection antibody. Range: 0.391-25 ng/mL



The mean APP concentration was determined to be 23.24 ng/mL in SH-SY5Y cell extract based on a 1.0 mg/mL extract load and 9.46 ng/mL in U-87MG cell extract based on a 1.0 mg/mL extract load.



Serum of six individual healthy human donors was measured. The human APP concentration of detected samples was determined to be 8.66 ng/mL with a range of 1.49 - 19.08 ng/mL.



Cytometric bead array standard curve of MP01584-1, APP Recombinant Matched Antibody Pair, PBS Only. Capture antibody: 84829-3-PBS. Detection antibody: 84829-1-PBS. Standard: Ag22408. Range: 0.781-100 ng/mL