

For Research Use Only

RIG-1/DDX58 Recombinant antibody, PBS Only

Catalog Number: 84861-5-PBS



Basic Information

Catalog Number: 84861-5-PBS	GenBank Accession Number: BC132786	Purification Method: Protein A purification
Size: 1 mg/ml	GeneID (NCBI): 23586	CloneNo.: 242424E7
Source: Rabbit	UNIPROT ID: O95786	
Isotype: IgG	Full Name: DEAD (Asp-Glu-Ala-Asp) box polypeptide 58	
Immunogen Catalog Number: AG18585	Calculated MW: 925 aa, 106 kDa	
	Observed MW: 101-106 kDa	

Applications

Tested Applications:
WB, Indirect ELISA

Species Specificity:
human

Background Information

DDX58, also named as RIG-1, belongs to the helicase family. It is involved in innate immune defense against viruses. Upon interaction with intracellular dsRNA produced during viral replication, triggers a transduction cascade involving MAVS/IPS1, which results in the activation of NF-kappa-B, IRF3 and IRF7 and the induction of the expression of antiviral cytokines such as IFN-beta and RANTES (CCL5). Detects dsRNA produced from non-self dsDNA by RNA polymerase III, such as Epstein-Barr virus-encoded RNAs (EBERs). It is essential for the production of interferons in response to RNA viruses including paramyxoviruses, influenza viruses, Japanese encephalitis virus and HCV. The antibody is specific to DDX58.

Storage

Storage:
Store at -80°C.
The product is shipped with ice packs. Upon receipt, store it immediately at -80°C

Storage Buffer:
PBS Only

For technical support and original validation data for this product please contact:


T: 4006900926

E: Proteintech-CN@ptglab.com

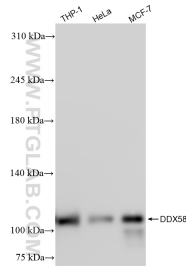
W: ptgcn.com

This product is exclusively available under Proteintech Group brand and is not available to purchase from any other manufacturer.

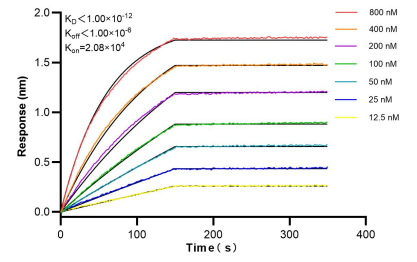
Selected Validation Data



A431 cells were subjected to SDS PAGE followed by western blot with 84861-5-RR (RIG-1/DDX58 antibody) at dilution of 1:10000 incubated at room temperature for 1.5 hours. This data was developed using the same antibody clone with 84861-5-PBS in a different storage buffer formulation.



Various lysates were subjected to SDS PAGE followed by western blot with 84861-5-RR (RIG-1/DDX58 antibody) at dilution of 1:10000 incubated at room temperature for 1.5 hours. This data was developed using the same antibody clone with 84861-5-PBS in a different storage buffer formulation.



Biolayer interferometry (BLI) kinetic assays of 84861-5-RR against Human RIG-1/DDX58 were performed. The affinity constant is below 1 pM.