

For Research Use Only

NDUFS2 Recombinant antibody, PBS Only (Detector)

Catalog Number: 84880-1-PBS



Basic Information

Catalog Number: 84880-1-PBS	GenBank Accession Number: BC000170	Purification Method: Protein A purification
Size: 1 mg/ml	GeneID (NCBI): 4720	CloneNo.: 242238D4
Source: Rabbit	UNIPROT ID: O75306	
Isotype: IgG	Full Name: NADH dehydrogenase (ubiquinone) Fe-S protein 2, 49kDa (NADH- coenzyme Q reductase)	
Immunogen Catalog Number: AG28008	Calculated MW: 53 kDa	
	Observed MW: 40-50 kDa	

Applications

Tested Applications:
WB, FC (Intra), Cytometric bead array, Indirect ELISA

Species Specificity:
human, mouse, rat

Background Information

Mitochondrial Complex I, responsible for the oxidation of NADH, is suspected to be an integral component of the O₂-sensing pathway. NDUFS2 (NADH:Ubiquinone Oxidoreductase Core Subunit S2), a key subunit of complex I in the mitochondrial electron transport chain (ETC), is essential for acute oxygen-sensing and hypoxic pulmonary vasoconstriction (PMID: 30922174). Functions of NDUFS2 are associated with growth, cell-membrane integrity, ROS generation, apoptosis, necrosis, Complex I respiration, and synthesis of ATP (PMID: 33744462).

Storage

Storage:
Store at -80°C.
The product is shipped with ice packs. Upon receipt, store it immediately at -80°C

Storage Buffer:
PBS Only

For technical support and original validation data for this product please contact:


T: 4006900926

E: Proteintech-CN@ptglab.com

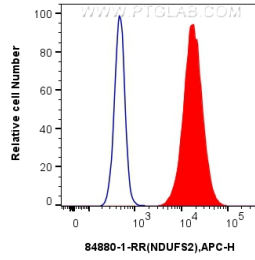
W: ptgcn.com

This product is exclusively available under Proteintech Group brand and is not available to purchase from any other manufacturer.

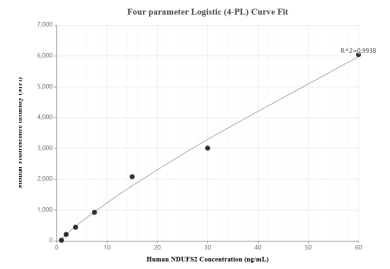
Selected Validation Data



Various lysates were subjected to SDS PAGE followed by western blot with 84880-1-RR (NDUFS2 antibody) at dilution of 1:5000 incubated at room temperature for 1.5 hours. This data was developed using the same antibody clone with 84880-1-PBS in a different storage buffer formulation.



1x10⁶ HepG2 cells were intracellularly stained with 0.25 ug NDUFS2 Recombinant antibody (84880-1-RR, Clone:242238D4) and APC-Conjugated Goat Anti-Rabbit IgG(H+L) (red), or 0.25 ug Rabbit IgG Isotype Control Recombinant Antibody (98136-1-RR, Clone: 240953C9) (blue). Cells were fixed with 4% PFA and permeabilized with Flow Cytometry Perm Buffer (PF00011-C). This data was developed using the same antibody clone with 84880-1-PBS in a different storage buffer



Cytometric bead array standard curve of MP01653-2, NDUFS2 Recombinant Matched Antibody Pair, PBS Only. Capture antibody: 84880-3-PBS. Detection antibody: 84880-1-PBS. Standard: Ag28008. Range: 0.938-60 ng/mL