

For Research Use Only

TRIM27 Recombinant antibody, PBS Only (Detector)

Catalog Number: 84927-3-PBS



Basic Information

Catalog Number: 84927-3-PBS	GenBank Accession Number: BC013580	Purification Method: Protein A purification
Size: 1 mg/ml	GeneID (NCBI): 5987	CloneNo.: 242538D2
Source: Rabbit	UNIPROT ID: P14373	
Isotype: IgG	Full Name: tripartite motif-containing 27	
Immunogen Catalog Number: AG2849	Calculated MW: 513 aa, 58 kDa	

Applications

Tested Applications:
Cytometric bead array, Sandwich ELISA, Indirect ELISA, Sample test

Species Specificity:
human

Background Information

Storage

Storage:
Store at -80°C.
The product is shipped with ice packs. Upon receipt, store it immediately at -80°C

Storage Buffer:
PBS Only

For technical support and original validation data for this product please contact:

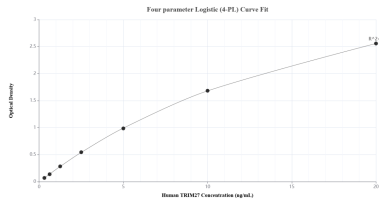
T: 4006900926

E: Proteintech-CN@ptglab.com

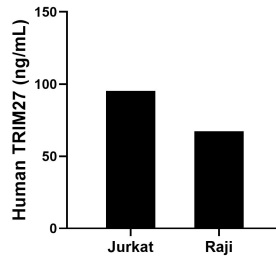
W: ptgcn.com

This product is exclusively available under Proteintech Group brand and is not available to purchase from any other manufacturer.

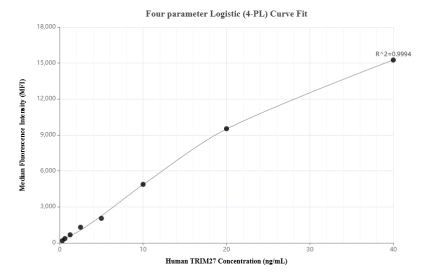
Selected Validation Data



Sandwich ELISA standard curve of MP01671-1, Human TRIM27 Recombinant Matched Antibody Pair - PBS only. 84927-4-PBS was coated to a plate as the capture antibody and incubated with serial dilutions of standard Ag2849. 84927-3-PBS was HRP conjugated as the detection antibody. Range: 0.313-20 ng/mL



The mean TRIM27 concentration was determined to be 95.35 ng/mL in Jurkat cell extract based on a 1.50 mg/mL extract load and 67.22 ng/mL in Raji cell extract based on a 1.00 mg/mL extract load.



Cytometric bead array standard curve of MP01671-1, TRIM27 Recombinant Matched Antibody Pair, PBS Only. Capture antibody: 84927-4-PBS. Detection antibody: 84927-3-PBS. Standard: Ag2849. Range: 0.313-40 ng/mL