

For Research Use Only

SOX17 Recombinant antibody, PBS Only (Detector)

Catalog Number: 84936-4-PBS



Basic Information

Catalog Number: 84936-4-PBS	GenBank Accession Number: BC111365	Purification Method: Protein A purification
Size: 1 mg/ml	GeneID (NCBI): 64321	CloneNo.: 242515E11
Source: Rabbit	UNIPROT ID: Q9H6I2	
Isotype: IgG	Full Name: SRY (sex determining region Y)-box 17	
Immunogen Catalog Number: AG19157	Calculated MW: 414 aa, 44 kDa	

Applications

Tested Applications:
Cytometric bead array, Sandwich ELISA, Indirect ELISA,
Sample test

Species Specificity:
human

Background Information

Storage

Storage:
Store at -80°C.
The product is shipped with ice packs. Upon receipt, store it immediately at -80°C

Storage Buffer:
PBS Only

For technical support and original validation data for this product please contact:

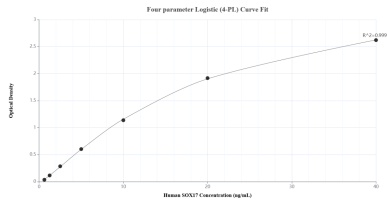
T: 4006900926

E: Proteintech-CN@ptglab.com

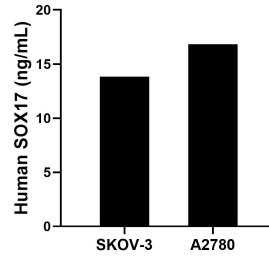
W: ptgcn.com

This product is exclusively available under Proteintech Group brand and is not available to purchase from any other manufacturer.

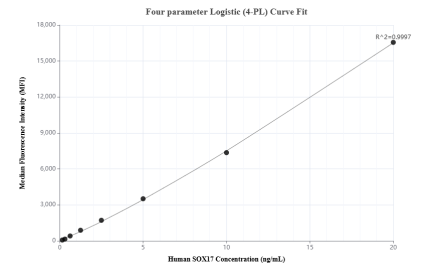
Selected Validation Data



Sandwich ELISA standard curve of MP01724-2, Human SOX17 Recombinant Matched Antibody Pair - PBS only. 84936-1-PBS was coated to a plate as the capture antibody and incubated with serial dilutions of standard Ag19157. 84936-4-PBS was HRP conjugated as the detection antibody. Range: 0.625-40 ng/mL.



The mean SOX17 concentration was determined to be 13.82 ng/mL in SKOV-3 cell extract based on a 1.20 mg/mL extract load and 16.82 ng/mL in A2780 cell extract based on a 1.20 mg/mL extract load.



Cytometric bead array standard curve of MP01724-2, SOX17 Recombinant Matched Antibody Pair, PBS Only. Capture antibody: 84936-1-PBS. Detection antibody: 84936-4-PBS. Standard: Ag19157. Range: 0.156-20 ng/mL.