

For Research Use Only

# GABPA Recombinant antibody, PBS Only (Detector)

Catalog Number: 84951-2-PBS



## Basic Information

<b>Catalog Number:</b> 84951-2-PBS	<b>GenBank Accession Number:</b> BC035031	<b>Purification Method:</b> Protein A purification
<b>Size:</b> 1 mg/ml	<b>GeneID (NCBI):</b> 2551	<b>CloneNo.:</b> 242578B7
<b>Source:</b> Rabbit	<b>UNIPROT ID:</b> Q06546	
<b>Isotype:</b> IgG	<b>Full Name:</b> GA binding protein transcription factor, alpha subunit 60kDa	
<b>Immunogen Catalog Number:</b> AG16191	<b>Calculated MW:</b> 454 aa, 51 kDa	

## Applications

**Tested Applications:**  
Cytometric bead array, Sandwich ELISA, Indirect ELISA, Sample test

**Species Specificity:**  
human

## Background Information

### Storage

**Storage:**  
Store at -80°C.  
**The product is shipped with ice packs. Upon receipt, store it immediately at -80°C**

**Storage Buffer:**  
PBS Only

For technical support and original validation data for this product please contact:

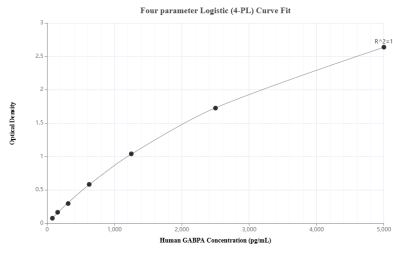
T: 4006900926

E: Proteintech-CN@ptglab.com

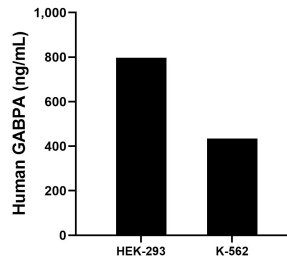
W: ptgcn.com

**This product is exclusively available under Proteintech Group brand and is not available to purchase from any other manufacturer.**

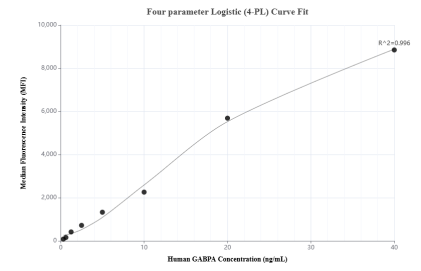
## Selected Validation Data



Sandwich ELISA standard curve of MP01698-1, Human GABPA Recombinant Matched Antibody Pair - PBS only. 84951-3-PBS was coated to a plate as the capture antibody and incubated with serial dilutions of standard Ag16191. 84951-2-PBS was HRP conjugated as the detection antibody. Range: 78.1-5000 pg/mL



The mean GABPA concentration was determined to be 796.87 ng/mL in HEK-293 cell extract based on a 2.9 mg/mL extract load and 434.86 ng/mL in K-562 cell extract based on a 2.5 mg/mL extract load.



Cytometric bead array standard curve of MP01698-1, GABPA Recombinant Matched Antibody Pair, PBS Only. Capture antibody: 84951-3-PBS. Detection antibody: 84951-2-PBS. Standard: Ag16191. Range: 0.313-40 ng/mL