

For Research Use Only

YBX1 Recombinant antibody

Catalog Number: 84993-4-RR



Basic Information

Catalog Number: 84993-4-RR	GenBank Accession Number: BC010430	Purification Method: Protein A purification
Concentration: 1000 µg/ml	GeneID (NCBI): 4904	CloneNo.: 242462F12
Source: Rabbit	UNIPROT ID: P67809	Recommended Dilutions: WB 1:1000-1:6000 IHC 1:200-1:800 IF/ICC 1:200-1:800
Isotype: IgG	Full Name: Y box binding protein 1	
Immunogen Catalog Number: AG14129	Calculated MW: 324 aa, 36 kDa Observed MW: 36-56 kDa	

Applications

Tested Applications: WB, IHC, IF/ICC, ELISA	Positive Controls:
Species Specificity: human, mouse	WB : MCF-7 cells, Jurkat cells, MDA-MB-231 cells, HEK-293 cells, HeLa cells, NIH/3T3 cells
Note-IHC: suggested antigen retrieval with TE buffer pH 9.0; (*) Alternatively, antigen retrieval may be performed with citrate buffer pH 6.0	IHC : human colon cancer tissue, IF/ICC : HeLa cells, Neuro-2a cells

Background Information

Y box binding protein 1 (YBX1) is one of cis-acting elements which has a role in regulation of the expression of HLA class II genes. YBX1 is great of importance in regulation of PTP1B expression. It can bind to splice sites mediate pre-mRNA alternative splicing regulation. Also, it involves the regulation of translation by modulation of the interaction between the mRNA and eukaryotic initiation factors. Its transcriptional activity on the multidrug resistance gene MDR1 is enhanced in presence of the APEX1 acetylated form at 'Lys-6' and 'Lys-7'. The secreted form acts as an extracellular mitogen and stimulates cell migration and proliferation. The calculated molecular weight of YBX1 is 36 kDa, but modified YBX1 is about 36-56 kDa. (PMID: 27384875)

Storage

Storage:
Store at -20°C. Stable for one year after shipment.
Storage Buffer:
PBS with 0.02% sodium azide and 50% glycerol
Aliquoting is unnecessary for -20°C storage

For technical support and original validation data for this product please contact:

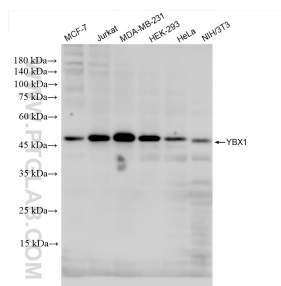
T: 4006900926

E: Proteintech-CN@ptglab.com

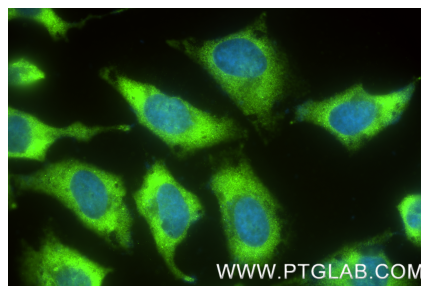
W: ptgcn.com

This product is exclusively available under Proteintech Group brand and is not available to purchase from any other manufacturer.

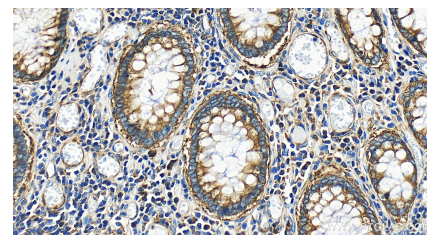
Selected Validation Data



Various lysates were subjected to SDS PAGE followed by western blot with 84993-4-RR (YBX1 antibody) at dilution of 1:3000 incubated at room temperature for 1.5 hours.



Immunofluorescent analysis of (4% PFA) fixed HeLa cells using YBX1 antibody (84993-4-RR, Clone: 242462F12) at dilution of 1:400 and CoraLite®488-Conjugated Goat Anti-Rabbit IgG(H+L) (SA00013-2).



Immunohistochemical analysis of paraffin-embedded human colon cancer tissue slide using 84993-4-RR (YBX1 antibody) at dilution of 1:400 (under 40x lens). Heat mediated antigen retrieval with Tris-EDTA buffer (pH 9.0).