

For Research Use Only

RAF1 Recombinant antibody, PBS Only (Capture)

Catalog Number: 84994-3-PBS



Basic Information

Catalog Number: 84994-3-PBS	GenBank Accession Number: BC018119	Purification Method: Protein A purification
Size: 1 mg/ml	GeneID (NCBI): 5894	CloneNo.: 242540A7
Source: Rabbit	UNIPROT ID: P04049	
Isotype: IgG	Full Name: v-raf-1 murine leukemia viral oncogene homolog 1	
Immunogen Catalog Number: AG25423	Calculated MW: 648 aa, 73 kDa	

Applications

Tested Applications:
Cytometric bead array, Sandwich ELISA, Indirect ELISA,
Sample test

Species Specificity:
human

Background Information

Storage

Storage:
Store at -80°C.
The product is shipped with ice packs. Upon receipt, store it immediately at -80°C

Storage Buffer:
PBS Only

For technical support and original validation data for this product please contact:

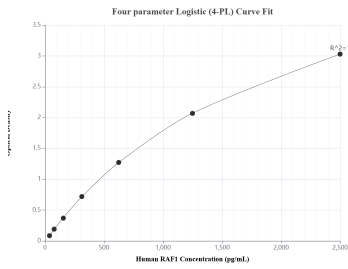
T: 4006900926

E: Proteintech-CN@ptglab.com

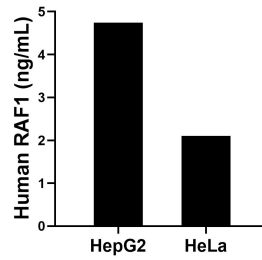
W: ptgcn.com

This product is exclusively available under Proteintech Group brand and is not available to purchase from any other manufacturer.

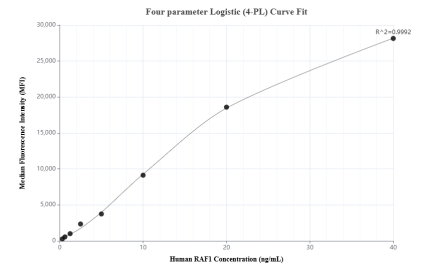
Selected Validation Data



Sandwich ELISA standard curve of MP01739-1, Human RAF1 Recombinant Matched Antibody Pair - PBS only. 84994-3-PBS was coated to a plate as the capture antibody and incubated with serial dilutions of standard Ag25423. 84994-2-PBS was HRP conjugated as the detection antibody. Range: 39.1-2500 pg/mL



The mean RAF1 concentration was determined to be 4.7 ng/mL in HepG2 cell extract based on a 1.0 mg/mL extract load and 2.1 ng/mL in HeLa cell extract based on a 1.5 mg/mL extract load.



Cytometric bead array standard curve of MP01739-1, RAF1 Recombinant Matched Antibody Pair, PBS Only. Capture antibody: 84994-3-PBS. Detection antibody: 84994-2-PBS. Standard: Ag25423. Range: 0.313-40 ng/mL