

For Research Use Only

Cannabinoid receptor 2 Recombinant antibody, PBS Only (Detector)

Catalog Number:85051-3-PBS



Basic Information

Catalog Number: 85051-3-PBS	GenBank Accession Number: BC074767	Purification Method: Protein A purification
Concentration: 1 mg/ml	GeneID (NCBI): 1269	CloneNo.: 242594F3
Source: Rabbit	UNIPROT ID: P34972	
Isotype: IgG	Full Name: cannabinoid receptor 2 (macrophage)	
Immunogen Catalog Number: AG30609	Calculated MW: 360 aa, 40 kDa	

Applications

Tested Applications:
Cytometric bead array, Sandwich ELISA, Indirect ELISA, Sample test

Species Specificity:
human

Background Information

Storage

Storage:
Store at -80°C.
The product is shipped with ice packs. Upon receipt, store it immediately at -80°C

Storage Buffer:
PBS Only

For technical support and original validation data for this product please contact:

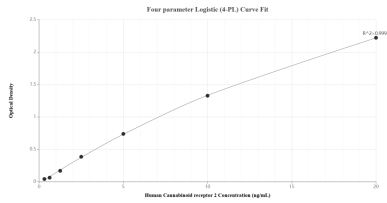
T: 4006900926

E: Proteintech-CN@ptglab.com

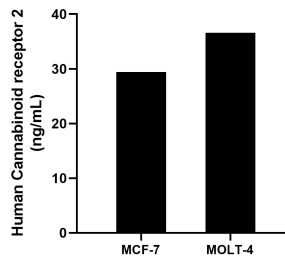
W: ptgcn.com

This product is exclusively available under Proteintech Group brand and is not available to purchase from any other manufacturer.

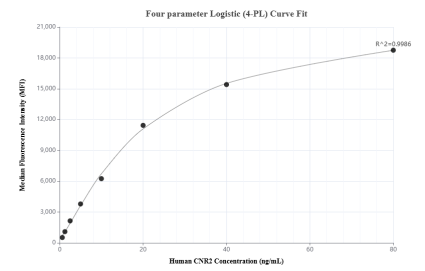
Selected Validation Data



Sandwich ELISA standard curve of MP01799-3, Human Cannabinoid receptor 2 Recombinant Matched Antibody Pair - PBS only. 85051-4-PBS was coated to a plate as the capture antibody and incubated with serial dilutions of standard Ag30609. 85051-3-PBS was HRP conjugated as the detection antibody. Range: 0.313-20 ng/mL



The mean Cannabinoid receptor 2 concentration was determined to be 29.42 ng/mL in MCF-7 cell extract based on a 3.50 mg/mL extract load and 36.61 ng/mL in MOLT-4 cell extract based on a 3.20 mg/mL extract load.



Cytometric bead array standard curve of MP01799-2, Cannabinoid receptor 2/CNR2 Recombinant Matched Antibody Pair, PBS Only. Capture antibody: 85051-2-PBS. Detection antibody: 85051-3-PBS. Standard: Ag30609. Range: 0.625-80 ng/mL