

For Research Use Only

# PTK7 Recombinant antibody, PBS Only (Capture/Detector)

Catalog Number:85075-1-PBS



## Basic Information

<b>Catalog Number:</b> 85075-1-PBS	<b>GenBank Accession Number:</b> BC071557	<b>Purification Method:</b> Protein A purification
<b>Size:</b> 1 mg/ml	<b>GeneID (NCBI):</b> 5754	<b>CloneNo.:</b> 242720A5
<b>Source:</b> Rabbit	<b>UNIPROT ID:</b> Q13308	
<b>Isotype:</b> IgG	<b>Full Name:</b> PTK7 protein tyrosine kinase 7	
<b>Immunogen Catalog Number:</b> AG12026	<b>Calculated MW:</b> 1070 aa, 118 kDa	

## Applications

**Tested Applications:**  
Cytometric bead array, Sandwich ELISA, Indirect ELISA,  
Sample test

**Species Specificity:**  
human

## Background Information

### Storage

**Storage:**  
Store at -80°C.  
**The product is shipped with ice packs. Upon receipt, store it immediately at -80°C**  
**Storage Buffer:**  
PBS Only

For technical support and original validation data for this product please contact:

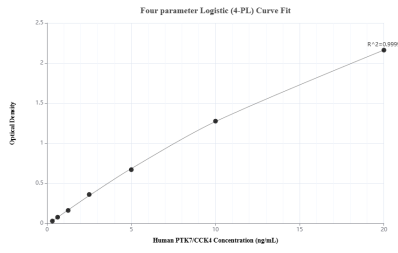
T: 4006900926

E: Proteintech-CN@ptglab.com

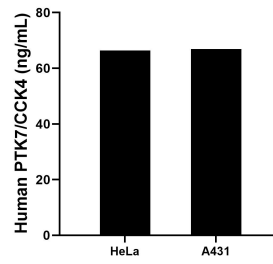
W: ptgcn.com

**This product is exclusively available under Proteintech Group brand and is not available to purchase from any other manufacturer.**

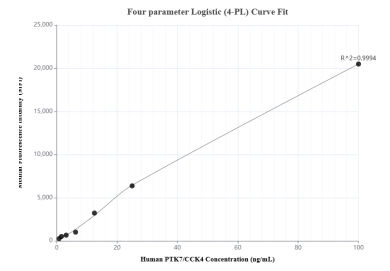
## Selected Validation Data



Sandwich ELISA standard curve of MP01800-3, Human PTK7/CCK4 Recombinant Matched Antibody Pair - PBS only. 85075-2-PBS was coated to a plate as the capture antibody and incubated with serial dilutions of standard Ag12026. 85075-1-PBS was HRP conjugated as the detection antibody. Range: 0.313-20 ng/mL



The mean PTK7/CCK4 concentration was determined to be 66.39 ng/mL in HeLa cell extract based on a 1.5 mg/mL extract load and 66.69 ng/mL in A431 cell extract based on a 1.5 mg/mL extract load.



Cytometric bead array standard curve of MP01800-1, PTK7/CCK4 Recombinant Matched Antibody Pair, PBS Only. Capture antibody: 85075-1-PBS. Detection antibody: 85075-2-PBS. Standard: Ag12026. Range: 0.781-100 ng/mL