

For Research Use Only

SLC8A1 Recombinant antibody, PBS Only (Capture)

Catalog Number:85082-3-PBS



Basic Information

Catalog Number: 85082-3-PBS	GenBank Accession Number: NM_021097	Purification Method: Protein A purification
Size: 1 mg/ml	GeneID (NCBI): 6546	CloneNo.: 242764F6
Source: Rabbit	UNIPROT ID: P32418	
Isotype: IgG	Full Name: solute carrier family 8 (sodium/calcium exchanger), member 1	
Immunogen Catalog Number: AG28952	Calculated MW: 109 kDa	

Applications

Tested Applications:
Cytometric bead array, Sandwich ELISA, Indirect ELISA,
Sample test

Species Specificity:
human

Background Information

Storage

Storage:
Store at -80°C.
The product is shipped with ice packs. Upon receipt, store it immediately at -80°C

Storage Buffer:
PBS Only

For technical support and original validation data for this product please contact:

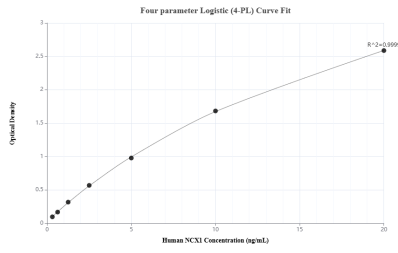
T: 4006900926

E: Proteintech-CN@ptglab.com

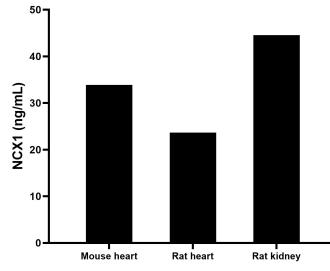
W: ptgcn.com

This product is exclusively available under Proteintech Group brand and is not available to purchase from any other manufacturer.

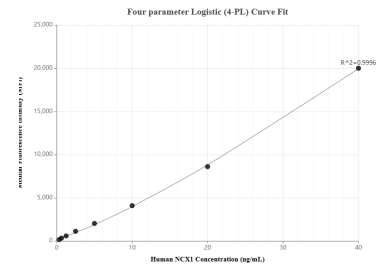
Selected Validation Data



Sandwich ELISA standard curve of MP01816-1, Human NCX1 Recombinant Matched Antibody Pair - PBS only. 85082-3-PBS was coated to a plate as the capture antibody and incubated with serial dilutions of standard Ag28952. 85082-2-PBS was HRP conjugated as the detection antibody. Range: 0.313-20 ng/mL



The mean NCX1 concentration was determined to be 33.88 ng/mL in mouse heart tissue extract based on a 1.2 mg/mL extract load, 23.62 ng/mL in rat heart tissue extract based on a 3.0 mg/mL extract load and 44.53 ng/mL in rat kidney tissue extract based on a 2.0 mg/mL extract load.



Cytometric bead array standard curve of MP01816-1, NCX1 Recombinant Matched Antibody Pair, PBS Only. Capture antibody: 85082-3-PBS. Detection antibody: 85082-2-PBS. Standard: Ag28952. Range: 0.313-40 ng/mL