

For Research Use Only

RBPMS Recombinant antibody, PBS Only (Detector)

Catalog Number: 85086-2-PBS



Basic Information

Catalog Number: 85086-2-PBS	GenBank Accession Number: BC003608	Purification Method: Protein A purification
Concentration: 1 mg/ml	GeneID (NCBI): 11030	CloneNo.: 242730F7
Source: Rabbit	UNIPROT ID: Q93062	
Isotype: IgG	Full Name: RNA binding protein with multiple splicing	
Immunogen Catalog Number: AG7256	Calculated MW: 22 kDa	

Applications

Tested Applications:
Cytometric bead array, Sandwich ELISA, Indirect ELISA, Sample test

Species Specificity:
human

Background Information

Storage

Storage:
Store at -80°C.
The product is shipped with ice packs. Upon receipt, store it immediately at -80°C

Storage Buffer:
PBS Only

For technical support and original validation data for this product please contact:

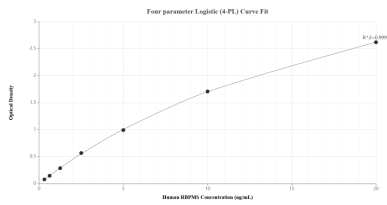
T: 4006900926

E: Proteintech-CN@ptglab.com

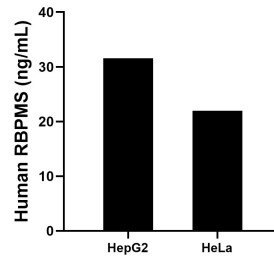
W: ptgcn.com

This product is exclusively available under Proteintech Group brand and is not available to purchase from any other manufacturer.

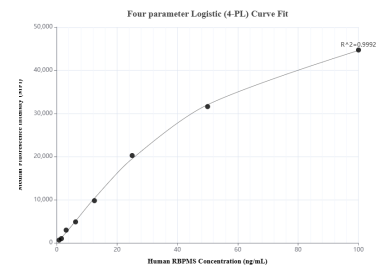
Selected Validation Data



Sandwich ELISA standard curve of MP01817-3, Human RBPMS Recombinant Matched Antibody Pair - PBS only. 85086-4-PBS was coated to a plate as the capture antibody and incubated with serial dilutions of standard Ag7256. 85086-2-PBS was HRP conjugated as the detection antibody. Range: 0.313-20 ng/mL



The mean RBPMS concentration was determined to be 31.57 ng/mL in HepG2 cell extract based on a 1.00 mg/mL extract load and 21.96 ng/mL in HeLa cell extract based on a 1.50 mg/mL extract load.



Cytometric bead array standard curve of MP01817-2, RBPMS Recombinant Matched Antibody Pair, PBS Only. Capture antibody: 85086-3-PBS. Detection antibody: 85086-2-PBS. Standard: Ag7256. Range: 0.781-100 ng/mL