

For Research Use Only

# SHC4 Recombinant monoclonal antibody, PBS Only

Catalog Number: 85181-4-PBS



## Basic Information

Catalog Number:

85181-4-PBS

Source:

Rabbit

Isotype:

IgG

Immunogen Catalog Number:

AG3336

GenBank Accession Number:

BC033907

GeneID (NCBI):

399694

UNIPROT ID:

Q6S5L8

Full Name:

SHC (Src homology 2 domain containing) family, member 4

Calculated MW:

630 aa, 69 kDa

Observed MW:

75 kDa

Purification Method:

Protein A purification

CloneNo.:

242805E3

## Applications

Tested Applications:

WB, IF/ICC, Indirect ELISA

Species Specificity:

human

## Background Information

### Storage

Storage:

Store at -80°C.

The product is shipped with ice packs. Upon receipt, store it immediately at -80°C

Storage Buffer:

PBS only, pH7.3

For technical support and original validation data for this product please contact:

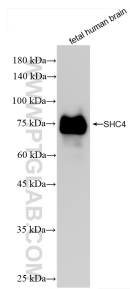
T: 4006900926

E: [Proteintech-CN@ptglab.com](mailto:Proteintech-CN@ptglab.com)

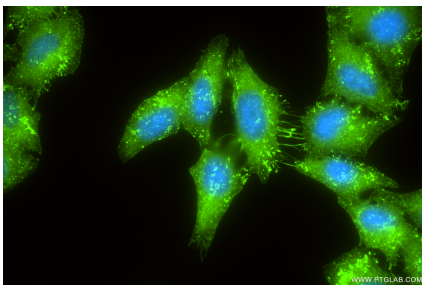
W: [ptgcn.com](http://ptgcn.com)

This product is exclusively available under Proteintech Group brand and is not available to purchase from any other manufacturer.

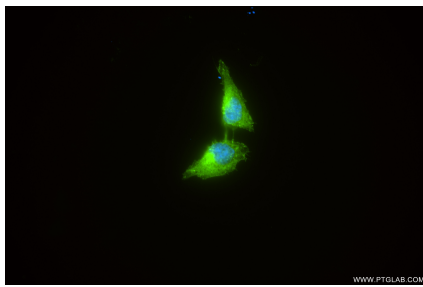
## Selected Validation Data



fetal human brain tissue were subjected to SDS PAGE followed by western blot with 85181-4-RR (SHC4 antibody) at dilution of 1:15000 incubated at room temperature for 1.5 hours. This data was developed using the same antibody clone with 85181-4-PBS in a different storage buffer formulation.



Immunofluorescent analysis of (-20°C Ethanol) fixed HepG2 cells using SHC4 antibody (85181-4-RR, Clone: 242805E3 ) at dilution of 1:200 and CoraLite®488-Conjugated Goat Anti-Rabbit IgG(H+L) (SA00013-2). This data was developed using the same antibody clone with 85181-4-PBS in a different storage buffer formulation.



Immunofluorescent analysis of (4% PFA) fixed SH-SY5Y cells using SHC4 antibody (85181-4-RR, Clone: 242805E3 ) at dilution of 1:200 and CoraLite®488-Conjugated Goat Anti-Rabbit IgG(H+L) (SA00013-2). This data was developed using the same antibody clone with 85181-4-PBS in a different storage buffer formulation.