

For Research Use Only

TRX2/TXN2 Recombinant antibody, PBS Only (Detector)

Catalog Number:85212-1-PBS



Basic Information

Catalog Number: 85212-1-PBS	GenBank Accession Number: BC013726	Purification Method: Protein A purification
Concentration: 1 mg/ml	GeneID (NCBI): 25828	CloneNo.: 242707A4
Source: Rabbit	UNIPROT ID: Q99757	
Isotype: IgG	Full Name: thioredoxin 2	
Immunogen Catalog Number: AG3640	Calculated MW: 166 aa, 18 kDa	

Applications

Tested Applications:
Cytometric bead array, Sandwich ELISA, Indirect ELISA, Sample test

Species Specificity:
human

Background Information

Storage

Storage:
Store at -80°C.
The product is shipped with ice packs. Upon receipt, store it immediately at -80°C
Storage Buffer:
PBS Only

For technical support and original validation data for this product please contact:

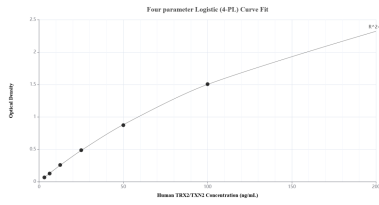
T: 4006900926

E: Proteintech-CN@ptglab.com

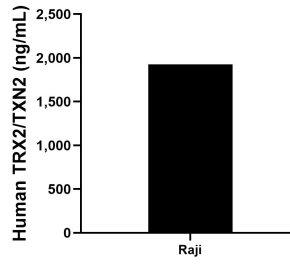
W: ptgcn.com

This product is exclusively available under Proteintech Group brand and is not available to purchase from any other manufacturer.

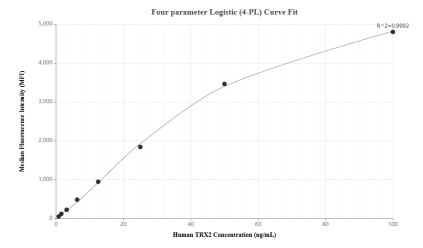
Selected Validation Data



Sandwich ELISA standard curve of MP01917-1, Human TRX2/TXN2 Recombinant Matched Antibody Pair - PBS only. 85212-2-PBS was coated to a plate as the capture antibody and incubated with serial dilutions of standard Ag3640. 85212-1-PBS was HRP conjugated as the detection antibody. Range: 3.13-200 ng/mL



The mean TRX2/TXN2 concentration was determined to be 1,925.24 ng/mL in Raji cell extract based on a 3.00 mg/mL extract load.



Cytometric bead array standard curve of MP01917-1, TRX2 Recombinant Matched Antibody Pair, PBS Only. Capture antibody: 85212-2-PBS. Detection antibody: 85212-1-PBS. Standard: Ag3640. Range: 0.781-100 ng/mL