

For Research Use Only

# CHGA Recombinant antibody, PBS Only (Detector)

Catalog Number: 85605-3-PBS



## Basic Information

<b>Catalog Number:</b> 85605-3-PBS	<b>GenBank Accession Number:</b> BC006459	<b>Purification Method:</b> Protein A purification
<b>Concentration:</b> 1 mg/ml	<b>GeneID (NCBI):</b> 1113	<b>CloneNo.:</b> 243048B9
<b>Source:</b> Rabbit	<b>UNIPROT ID:</b> P10645	
<b>Isotype:</b> IgG	<b>Full Name:</b> chromogranin A (parathyroid secretory protein 1)	
<b>Immunogen Catalog Number:</b> AG19780	<b>Calculated MW:</b> 51 kDa	

## Applications

**Tested Applications:**  
Cytometric bead array, Sandwich ELISA, Indirect ELISA, Sample test

**Species Specificity:**  
human

## Background Information

### Storage

**Storage:**  
Store at -80°C.  
**The product is shipped with ice packs. Upon receipt, store it immediately at -80°C**

**Storage Buffer:**  
PBS Only

For technical support and original validation data for this product please contact:

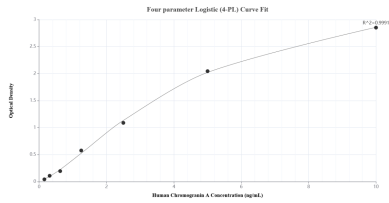
T: 4006900926

E: [Proteintech-CN@ptglab.com](mailto:Proteintech-CN@ptglab.com)

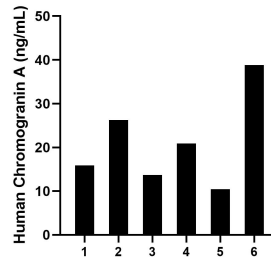
W: [ptgcn.com](http://ptgcn.com)

**This product is exclusively available under Proteintech Group brand and is not available to purchase from any other manufacturer.**

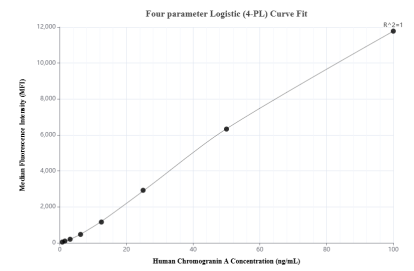
## Selected Validation Data



Sandwich ELISA standard curve of MP01975-1, Human Chromogranin A Recombinant Matched Antibody Pair - PBS only. 85605-4-PBS was coated to a plate as the capture antibody and incubated with serial dilutions of standard Ag19780. 85605-3-PBS was HRP conjugated as the detection antibody. Range: 0.156-10 ng/mL



Serum of six individual healthy human donors was measured. The Chromogranin A concentration of detected samples was determined to be 21.01 ng/mL with a range of 10.47-38.83 ng/mL.



Cytometric bead array standard curve of MP01975-1, Chromogranin A Recombinant Matched Antibody Pair, PBS Only. Capture antibody: 85605-4-PBS. Detection antibody: 85605-3-PBS. Standard: Ag19780. Range: 0.781-100 ng/mL