

For Research Use Only

CHGA Recombinant antibody, PBS Only (Capture)

Catalog Number: 85605-4-PBS



Basic Information

| | | |
|---|---|---|
| Catalog Number: 85605-4-PBS | GenBank Accession Number: BC006459 | Purification Method: Protein A purification |
| Concentration: 1 mg/ml | GeneID (NCBI): 1113 | CloneNo.: 243048F1 |
| Source: Rabbit | UNIPROT ID: P10645 | |
| Isotype: IgG | Full Name: chromogranin A (parathyroid secretory protein 1) | |
| Immunogen Catalog Number: AG19780 | Calculated MW: 51 kDa | |

Applications

Tested Applications:
Cytometric bead array, Sandwich ELISA, Indirect ELISA, Sample test

Species Specificity:
human

Background Information

Storage

Storage:
Store at -80°C.
The product is shipped with ice packs. Upon receipt, store it immediately at -80°C

Storage Buffer:
PBS Only

For technical support and original validation data for this product please contact:

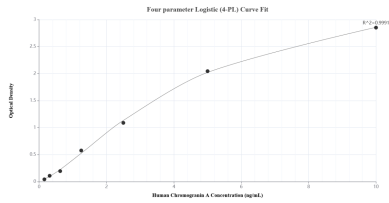
T: 4006900926

E: Proteintech-CN@ptglab.com

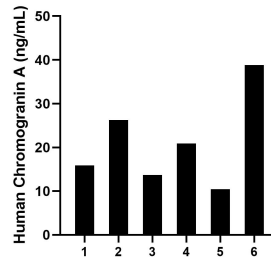
W: ptgcn.com

This product is exclusively available under Proteintech Group brand and is not available to purchase from any other manufacturer.

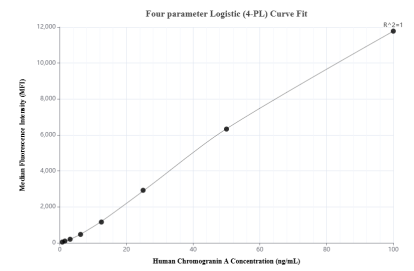
Selected Validation Data



Sandwich ELISA standard curve of MP01975-1, Human Chromogranin A Recombinant Matched Antibody Pair - PBS only. 85605-4-PBS was coated to a plate as the capture antibody and incubated with serial dilutions of standard Ag19780. 85605-3-PBS was HRP conjugated as the detection antibody. Range: 0.156-10 ng/mL



Serum of six individual healthy human donors was measured. The Chromogranin A concentration of detected samples was determined to be 21.01 ng/mL with a range of 10.47-38.83 ng/mL.



Cytometric bead array standard curve of MP01975-1, Chromogranin A Recombinant Matched Antibody Pair, PBS Only. Capture antibody: 85605-4-PBS. Detection antibody: 85605-3-PBS. Standard: Ag19780. Range: 0.781-100 ng/mL