

For Research Use Only

SII-TFIIS,TCEA1 Recombinant antibody, PBS Only (Detector)

Catalog Number:85664-2-PBS



Basic Information

Catalog Number: 85664-2-PBS	GenBank Accession Number: BC072460	Purification Method: Protein A purification
Concentration: 1 mg/ml	GeneID (NCBI): 6917	CloneNo.: 243155F7
Source: Rabbit	UNIPROT ID: P23193	
Isotype: IgG	Full Name: transcription elongation factor A (SII), 1	
Immunogen Catalog Number: AG12199	Calculated MW: 301 aa, 34 kDa	

Applications

Tested Applications:
Cytometric bead array, Sandwich ELISA, Indirect ELISA,
Sample test

Species Specificity:
human

Background Information

Storage

Storage:
Store at -80°C.
The product is shipped with ice packs. Upon receipt, store it immediately at -80°C

Storage Buffer:
PBS Only

For technical support and original validation data for this product please contact:

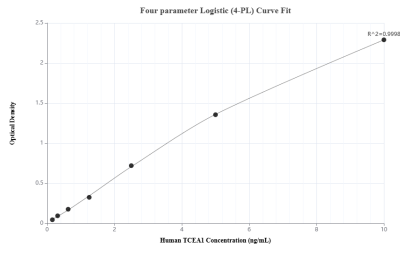
T: 4006900926

E: Proteintech-CN@ptglab.com

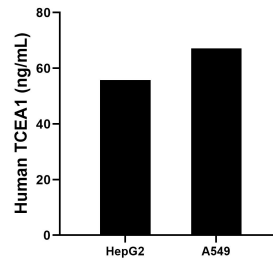
W: ptgcn.com

This product is exclusively available under Proteintech Group brand and is not available to purchase from any other manufacturer.

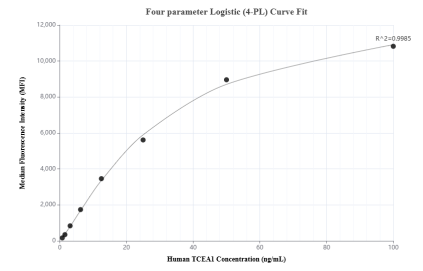
Selected Validation Data



Sandwich ELISA standard curve of MP02021-3, Human TCEA1 Recombinant Matched Antibody Pair - PBS only. 85664-6-PBS was coated to a plate as the capture antibody and incubated with serial dilutions of standard Ag12199. 85664-2-PBS was HRP conjugated as the detection antibody. Range: 0.156-10 ng/mL



The mean TCEA1 concentration was determined to be 55.72 ng/mL in HepG2 cell extract based on a 1.8 mg/mL extract load and 67.16 ng/mL in A549 cell extract based on a 3.1 mg/mL extract load.



Cytometric bead array standard curve of MP02021-2, TCEA1 Recombinant Matched Antibody Pair, PBS Only. Capture antibody: 85664-3-PBS. Detection antibody: 85664-2-PBS. Standard: Ag12199. Range: 0.781-100 ng/mL