

For Research Use Only

Anti-Human Fas/CD95 Rabbit Recombinant Antibody



Catalog Number: 98034-1-RR

Basic Information

Catalog Number: 98034-1-RR	GenBank Accession Number: NM_000043.6	Purification Method: Protein A purification
Size: 100ug, 1000 µg/ml	GeneID (NCBI): 355	CloneNo.: 240340E11
Source: Rabbit	UNIPROT ID: P25445-1	
Isotype: IgG	Full Name: Fas (TNF receptor superfamily, member 6)	
	Calculated MW: 38 kDa	

Applications

Tested Applications:
FC

Species Specificity:
Human

Background Information

FAS, also named as CD95, APO-1, APT1, FAS1 and TNFRSF6, is a receptor for TNFSF6/FASLG. It is a cell surface receptor belonging to the TNF receptor superfamily, can mediate apoptosis by ligation with an agonistic anti-Fas antibody or Fas ligand. Stimulation of Fas results in the aggregation of its intracellular death domains, leading to the formation of the death-inducing signaling complex (DISC). FAS-mediated apoptosis may have a role in the induction of peripheral tolerance, in the antigen-stimulated suicide of mature T-cells, or both.

Storage

Storage:
Store at 2-8°C. Stable for one year after shipment.

Storage Buffer:
PBS with 0.09% sodium azide.

For technical support and original validation data for this product please contact:

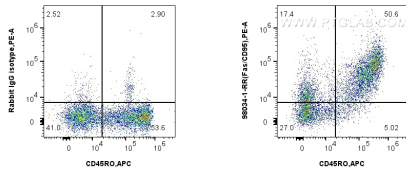
T: 4006900926

E: Proteintech-CN@ptglab.com

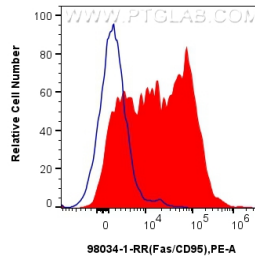
W: ptgcn.com

This product is exclusively available under Proteintech Group brand and is not available to purchase from any other manufacturer.

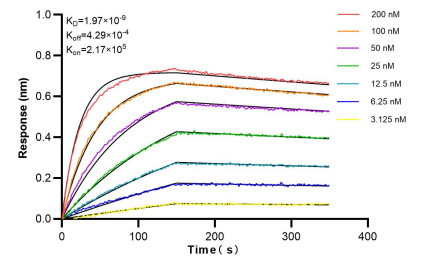
Selected Validation Data



1x10⁶ human PBMCs were surface stained with 0.25 ug Anti-Human Fas/CD95 Rabbit Recombinant Antibody (98034-1-RR, Clone: 240340E11) or 0.25 ug Isotype Control, and PE-Conjugated AffiniPure Goat Anti-Rabbit IgG(H+L). Cells were then stained with APC Anti-Human CD45RO (UCHL1) (APC-65150, Clone: UCHL1). Cells were not fixed.



1x10⁶ human PBMCs were surface stained with 0.25 ug Anti-Human Fas/CD95 Rabbit Recombinant Antibody (98034-1-RR, Clone: 240340E11) (red), or 0.25 ug Isotype Control (blue), and PE-Conjugated AffiniPure Goat Anti-Rabbit IgG(H+L). Cells were not fixed.



Bi-layer interferometry (BLI) kinetic assays of 98034-1-RR against Human Fas/CD95 were performed. The affinity constant is 1.97 nM.