

For Research Use Only

Anti-Human CD126/IL-6R alpha Rabbit Recombinant Antibody

Catalog Number: 98057-1-RR



Basic Information

Catalog Number: 98057-1-RR	GenBank Accession Number: BC132684	Purification Method: Protein A purification
Size: 100ug, 1000 µg/ml	GeneID (NCBI): 3570	CloneNo.: 240734A7
Source: Rabbit	UNIPROT ID: P08887	
Isotype: IgG	Full Name: interleukin 6 receptor	
	Calculated MW: 468 aa, 52 kDa	

Applications

Tested Applications:
FC

Species Specificity:
human

Background Information

Interleukin-6 (IL-6) is a pleiotropic cytokine produced by a variety of cells during infection, trauma, and immunological challenge (PMID: 8274730). IL-6 acts via a receptor complex consisting of two distinct membrane-bound glycoproteins, an 80-kDa IL-6-binding subunit (IL-6R alpha, CD126, gp80) and a 130-kDa signal-transducing element (gp130, CD130). After binding of IL-6 to membrane-bound IL-6R alpha, the complex of IL-6 and IL-6R alpha associates with gp130, thus activating the receptor (PMID: 9716487). Expression of gp130 is found in almost all organs while expression of IL-6R alpha is predominantly confined to hepatocytes and leukocyte subpopulations (monocytes, neutrophils, T cells, and B cells) (PMID: 11149892). Soluble form of IL-6R alpha has been found in human serum and urine (PMID: 2529343; 1545125).

Storage

Storage:
Store at 2-8°C. Stable for one year after shipment.

Storage Buffer:
PBS with 0.09% sodium azide, pH 7.3.

For technical support and original validation data for this product please contact:

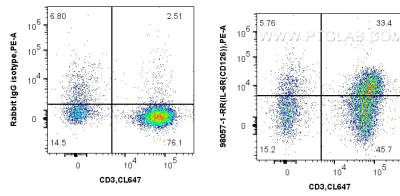
T: 4006900926

E: Proteintech-CN@ptglab.com

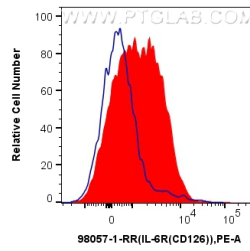
W: ptgcn.com

This product is exclusively available under Proteintech Group brand and is not available to purchase from any other manufacturer.

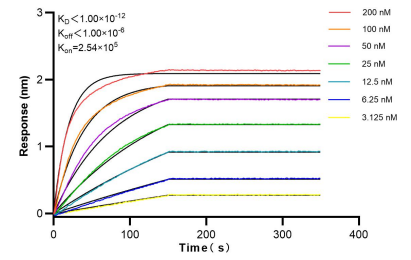
Selected Validation Data



1x10⁶ human PBMCs were stained with CoraLite® Plus 647 Anti-Human CD3 (OKT3) Mouse IgG2a Recombinant Antibody (CL647-65569, Clone: OKT3) and 0.25 ug Anti-Human CD126/IL-6R alpha Rabbit Recombinant Antibody (98057-1-RR, Clone: 240734A7), or Isotype Control. Cells were not fixed.



1x10⁶ human PBMCs were surface stained with 0.25 ug Anti-Human CD126/IL-6R alpha Rabbit Recombinant Antibody (98057-1-RR, Clone:240734A7) (red), or Isotype Control (blue). Cells were not fixed.



Biolayer interferometry (BLI) kinetic assays of 98057-1-RR against Human CD126/IL-6R alpha were performed. The affinity constant is below 1 pM.