

For Research Use Only

Anti-Human VCAM-1/CD106 Rabbit Recombinant Antibody

Catalog Number: 98079-1-RR



Basic Information

Catalog Number: 98079-1-RR	GenBank Accession Number: NM_001078.4	Purification Method: Protein A purification
Size: 100ug, 1000 ug/ml	GeneID (NCBI): 7412	CloneNo.: 241283G8
Source: Rabbit	UNIPROT ID: P19320-1	
Isotype: IgG	Full Name: vascular cell adhesion molecule 1	
	Calculated MW: 81kDa	

Applications

Tested Applications:
FC

Species Specificity:
human

Background Information

Vascular cell adhesion molecule 1 (VCAM1), also known as CD106, is a 110-kDa transmembrane glycoprotein belonging to the immunoglobulin gene superfamily. VCAM1 is expressed by cytokine-activated endothelium, interacts with integrin VLA4 ($\alpha 4 \beta 1$) present on the surface of leukocytes, and mediates both adhesion and signal transduction. It is also expressed either constitutively or inducibly in a variety of other cell types, including vascular smooth muscle cells, differentiating skeletal muscle cells, renal and neural epithelial cells, macrophages (Kupffer cells), dendritic cells, and bone marrow stromal cells (PMID: 7507076, 11359843).

Storage

Storage:
Store at 2 - 8°C. Stable for one year after shipment.

Storage Buffer:
PBS with 0.09% sodium azide, pH 7.3.

For technical support and original validation data for this product please contact:

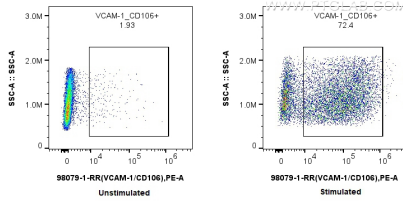
T: 4006900926

E: Proteintech-CN@ptglab.com

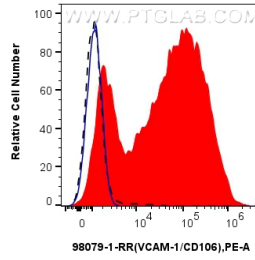
W: ptgcn.com

This product is exclusively available under Proteintech Group brand and is not available to purchase from any other manufacturer.

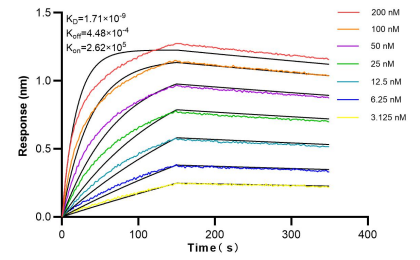
Selected Validation Data



1×10^6 TNF- α treated HUVEC cells were surface stained with 0.25 μ g Anti-Human VCAM-1/CD106 Rabbit Recombinant Antibody (98079-1-RR, Clone:241283G8)(red), or 0.25 μ g Isotype Control (blue), or 1×10^6 untreated HUVEC cells were surface stained with 0.25 μ g Anti-Human VCAM-1/CD106 Rabbit Recombinant Antibody (98079-1-RR, Clone:241283G8) and PE-Conjugated AffiniPure Goat Anti-Rabbit IgG(H+L)(black). Cells were not fixed.



1×10^6 TNF- α treated HUVEC cells were surface stained with 0.25 μ g Anti-Human VCAM-1/CD106 Rabbit Recombinant Antibody (98079-1-RR, Clone:241283G8) and PE-Conjugated AffiniPure Goat Anti-Rabbit IgG(H+L)(red), or 0.25 μ g Isotype Control (blue). Cells were not fixed.



Bi-layer interferometry (BLI) kinetic assays of 98079-1-RR against Human VCAM-1/CD106 were performed. The affinity constant is 1.71 nM.