

For Research Use Only

Mouse CD73 Recombinant antibody, PBS Only

Catalog Number: 98199-1-PBS



Basic Information

Catalog Number:

98199-1-PBS

Size:

1mg, 2 mg/ml

Source:

Rabbit

Isotype:

IgG

GenBank Accession Number:

NM_011851.4

GeneID (NCBI):

23959

UNIPROT ID:

Q61503

Full Name:

5' nucleotidase, ecto

Calculated MW:

64kDa

Purification Method:

Protein A purification

CloneNo.:

241541G9

Applications

Tested Applications:

FC

Species Specificity:

mouse

Background Information

Storage

Storage:

Store at -80°C.

The product is shipped with ice packs. Upon receipt, store it immediately at -80°C

Storage Buffer:

PBS Only

For technical support and original validation data for this product please contact:

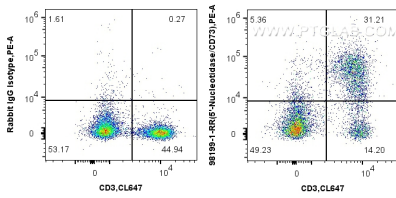
T: 4006900926

E: Proteintech-CN@ptglab.com

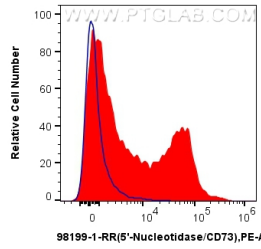
W: ptgcn.com

This product is exclusively available under Proteintech Group brand and is not available to purchase from any other manufacturer.

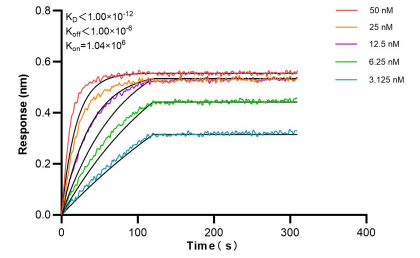
Selected Validation Data



1x10⁶ mouse splenocytes were surface stained with 0.25 ug Anti-Mouse CD73 Rabbit Recombinant Antibody (98199-1-RR, Clone: 241541G9) or Rabbit IgG Isotype Control Recombinant Antibody (98136-1-RR, Clone: 240953C9), and PE-Conjugated Goat Anti-Rabbit IgG(H+L). Cells were co-stained with CoraLite® Plus 647 Anti-Mouse CD3. Cells were not fixed. This data was developed using the same antibody clone with 98199-1-PBS in a different storage buffer formulation.



1x10⁶ mouse splenocytes were surface stained with 0.25 ug Anti-Mouse CD73 Rabbit Recombinant Antibody (98199-1-RR, Clone: 241541G9) (red) or Rabbit IgG Isotype Control Recombinant Antibody (98136-1-RR, Clone: 240953C9) (blue), and PE-Conjugated Goat Anti-Rabbit IgG(H+L). Cells were not fixed. This data was developed using the same antibody clone with 98199-1-PBS in a different storage buffer formulation.



Biolayer interferometry (BLI) kinetic assays of 98199-1-RR against Mouse CD73 were performed. The affinity constant is below 1 pM.