

For Research Use Only

CoraLite® Plus 488-conjugated BCL2 Monoclonal antibody



Catalog Number: CL488-60178

Featured Product

Basic Information

Catalog Number:

CL488-60178

Size:

1000 µg/ml

Source:

Mouse

Isotype:

IgG2b

Immunogen Catalog Number:

AG3508

GenBank Accession Number:

BC027258

GeneID (NCBI):

596

UNIPROT ID:

P10415

Full Name:

B-cell CLL/lymphoma 2

Calculated MW:

26 kDa

Observed MW:

26 kDa

Purification Method:

Protein A purification

CloneNo.:

4H8C6

Recommended Dilutions:

IF 1:50-1:500

Excitation/Emission maxima

wavelengths:

493 nm / 522 nm

Applications

Tested Applications:

FC (Intra), IF/ICC, IF-P

Species Specificity:

human, pig

Positive Controls:

IF : human tonsillitis tissue, MCF-7 cells, human
appendicitis tissue

Background Information

BCL2 belongs to the Bcl-2 family. It suppresses apoptosis in a variety of cell systems including factor-dependent lymphohematopoietic and neural cells. BCL2 regulates cell death by controlling the mitochondrial membrane permeability. It appears to function in a feedback loop system with caspases. BCL2 inhibits caspase activity either by preventing the release of cytochrome c from the mitochondria and/or by binding to the apoptosis-activating factor (APAF-1).

Storage

Storage:

Store at -20°C. Avoid exposure to light. Stable for one year after shipment.

Storage Buffer:

PBS with 50% Glycerol, 0.05% Proclin300, 0.5% BSA, pH 7.3.

Aliquoting is unnecessary for -20°C storage

For technical support and original validation data for this product please contact:

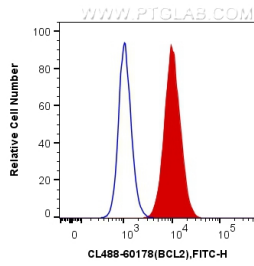
T: 4006900926

E: Proteintech-CN@ptglab.com

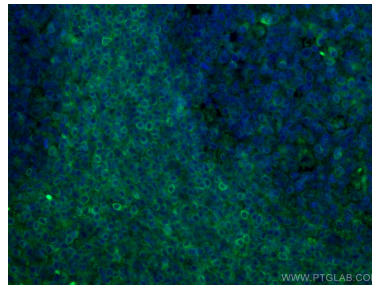
W: ptgcn.com

This product is exclusively available under Proteintech Group brand and is not available to purchase from any other manufacturer.

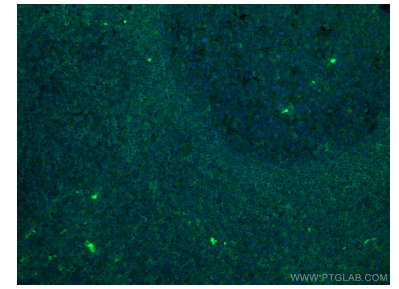
Selected Validation Data



1×10^6 Jurkat cells were intracellularly stained with 0.4 μ g CoraLite® Plus 488 Anti-Human BCL2 (CL488-60178, Clone:4H8C6) (red), or 0.4 μ g Mouse IgG2b Isotype Control (CL488-66360-3, Clone: K11B8C4B5) (blue). Cells were fixed with 4% PFA and permeabilized with Flow Cytometry Perm Buffer (PF00011-C).



Immunofluorescent analysis of (4% PFA) fixed human tonsillitis tissue using CoraLite® Plus 488-conjugated BCL2 antibody (CL488-60178, Clone: 4H8C6) at dilution of 1:100.



Immunofluorescent analysis of (4% PFA) fixed human tonsillitis tissue using CoraLite® Plus 488-conjugated BCL2 antibody (CL488-60178, Clone: 4H8C6) at dilution of 1:100.