

For Research Use Only

FcZero-rAb® CoraLite® Plus 555 Anti-Human CD3 (UCHT1) Rabbit Recombinant Antibody

Catalog Number: CL555-FcA65570



Basic Information

Catalog Number:

CL555-FcA65570

Concentration:

100tests, 5 ul/test

Source:

Rabbit

Isotype:

IgG

GenBank Accession Number:

BC049847

GeneID (NCBI):

916

ENSEMBL Gene ID:

ENSG00000198851

UNIPROT ID:

P07766

Full Name:

CD3e molecule, epsilon (CD3-TCR complex)

Calculated MW:

207 aa, 23 kDa

Purification Method:

Protein A purification

CloneNo.:

UCHT1

Recommended Dilutions:

FC: 5 ul per 10⁶ cells in a 100 µl suspension

Excitation/Emission maximum wavelengths:

557 nm / 570 nm

Applications

Tested Applications:

FC

Species Specificity:

human

Positive Controls:

FC : human PBMCs,

Background Information

CD3 is a multimeric protein associated with the T-cell receptor (TCR) to form a complex involved in antigen recognition and signal transduction (PMID: 15885124). CD3 is composed of CD3 γ , δ , ϵ , and ζ chains (PMID: 1826255). It is expressed by thymocytes in a developmentally regulated manner, T cells, and some NK cells (PMID: 3289580). The TCR recognizes antigens bound to major histocompatibility complex (MHC) molecules. TCR-mediated peptide-MHC recognition is transmitted to the CD3 complex, leading to the intracellular signal transduction (PMID: 11985657).

Storage

Storage:

Store at 2-8°C. Avoid exposure to light. Stable for one year after shipment.

Storage Buffer:

PBS with 0.09% sodium azide and 0.5% BSA, pH7.3

For technical support and original validation data for this product please contact:

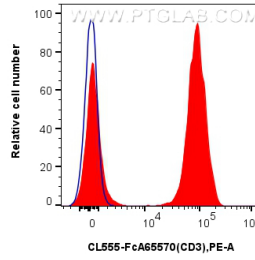
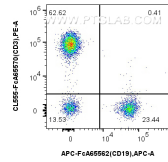
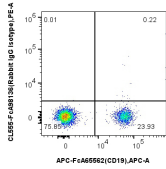
T: 4006900926

E: Proteintech-CN@ptglab.com

W: ptgcn.com

This product is exclusively available under Proteintech Group brand and is not available to purchase from any other manufacturer.

Selected Validation Data



1x10⁶ human PBMCs were surface stained with FcZero-rAb™ APC Anti-Human CD19, and 5 ul CoraLite® Plus 555 Anti-Human CD3 (UCHT1) Rabbit IgG RecAb (CL555-FcA65570, Clone: UCHT1) or FcZero-rAb™ CoraLite® Plus 555 Rabbit IgG Isotype Control Recombinant Antibody (CL555-FcA98136, Clone: 240953C9). Cells were not fixed. Lymphocytes were gated.

1x10⁶ human PBMCs were surface stained with 5 ul CoraLite® Plus 555 Anti-Human CD3 (UCHT1) Rabbit IgG RecAb (CL555-FcA65570, Clone: UCHT1) (red) or FcZero-rAb™ CoraLite® Plus 555 Rabbit IgG Isotype Control Recombinant Antibody (CL555-FcA98136, Clone: 240953C9) (blue). Cells were not fixed. Lymphocytes were gated.